

# SN1000V Report

## Monthly Report on the Large/Mid-Cap US Value

### April 2018

#### Index Fundamentals

<b>TTM EPS</b> <u>RLV 1000</u> <u>SN1000V</u> 65.56        106.05 <b>Forward EPS</b> <u>RLV 1000</u> <u>SN1000V</u> 79.94        125.72 <b>Forecast</b> <u>RLV 1000</u> <u>SN1000V</u> +21.93%    +18.55%		<b>TTM P/E</b> <u>RLV 1000</u> <u>SN1000V</u> 18.05        16.98 <b>Forward P/E</b> <u>RLV 1000</u> <u>SN1000V</u> 14.80        14.32		<b>TTM Div. Yield</b> <u>RLV 1000</u> <u>SN1000V</u> 2.53        2.58 <b>Forward Div. Yield</b> <u>RLV 1000</u> <u>SN1000V</u> 2.57        2.62 <b>Forecast</b> <u>RLV 1000</u> <u>SN1000V</u> +1.58%    +1.55%	
---	---	--	--	---	---

Source: Bloomberg

#### Index Performance


Total Return Price Appreciation		Compound Annual Growth Rate	
<b>1 Month</b>	<b>0.25%</b>	<b>1 Year</b>	<b>9.28%</b>
<b>YTD</b>	<b>-2.47%</b>	<b>3 Year</b>	<b>9.09%</b>
<b>1 Year</b>	<b>9.28%</b>	<b>5 Year</b>	<b>11.34%</b>
<b>3 Year</b>	<b>29.82%</b>	<b>Since Inception</b>	<b>7.09%</b>
<b>5 Year</b>	<b>71.09%</b>		
<b>Inception</b>	<b>149.11%</b>		

\*Returns under 1 year are not annualized


Source: S-Network as of 04/30/2017

SN1000V Sector Performance (03/31/18 – 04/30/18)		Leading Movers				
<b>Consumer Discretionary</b>	<b>-0.77%</b>	Company Name	Ticker	Opening	Closing	Change
<b>Consumer Staples</b>	<b>-3.72%</b>	ANDEAVOR	ANDV US	100.56	138.32	<b>37.55%</b>
<b>Energy</b>	<b>8.84%</b>	BAKER HUGHES A GE COMPANY	BHGE US	27.77	36.11	<b>30.03%</b>
<b>Financials</b>	<b>-0.54%</b>	WEATHERFORD INTERNATIONAL PLC	WFT US	2.29	2.95	<b>28.82%</b>
<b>Health Care</b>	<b>0.70%</b>	LAREDO PETROLEUM INC	LPI US	8.71	11.00	<b>26.29%</b>
<b>Industrials</b>	<b>-2.31%</b>	TRANSOCEAN LTD	RIG US	9.90	12.37	<b>24.95%</b>
<b>Information Technology</b>	<b>-0.83%</b>					
<b>Materials</b>	<b>0.13%</b>	Lagging Movers				
<b>Real Estate</b>	<b>-4.85%</b>	Company Name	Ticker	Opening	Closing	Change
<b>Telecommunication Services</b>	<b>-2.28%</b>	PENTAIR PLC	PNR US	68.13	45.18	<b>-33.69%</b>
<b>Utilities</b>	<b>2.39%</b>	HRG GROUP INC	HRG US	16.49	11.24	<b>-31.84%</b>
		SPECTRUM BRANDS HOLDINGS INC	SPB US	103.70	72.10	<b>-30.47%</b>
		ACADIA PHARMACEUTICALS INC	ACAD US	22.47	15.81	<b>-29.64%</b>
		SKECHERS USA INC	SKX US	38.89	28.50	<b>-26.72%</b>


## Consumer Discretionary:


 Comcast Corp's revenues increased +10.7% for the quarter ended March 2018 to \$22.79 billion from \$20.59 billion a year earlier, while net income rose +21.4% to \$3.12 billion from \$2.57 billion. [Quick Link 1](#)

## Consumer Staples:


 The Coca-Cola Co's revenues decreased -16.3% for the quarter ended March 2018 to \$7.63 billion from \$9.12 billion a year earlier, while net income rose +16.1% to \$1.37 billion from \$1.18 billion. [Quick Link 2](#)


 PepsiCo Inc's revenues increased +4.2% for the quarter ended March 2018 to \$12.56 billion from \$12.05 billion a year earlier, while net income rose +1.5% to \$1.34 billion from \$1.32 billion. [Quick Link 3](#)


 Procter & Gamble Co's net sales increased +4.3% for the quarter ended March 2018 to \$16.28 billion from \$15.61 billion a year earlier, while net earnings fell -0.4% to \$2.51 billion from \$2.52 billion. [Quick Link 4](#)

 Philip Morris International Inc's revenues increased +13.9% for the quarter ended March 2018 to \$6.90 billion from \$6.06 billion a year earlier, while net earnings fell -1.9% to \$1.56 billion from \$1.59 billion. [Quick Link 5](#)


## Energy:

 Chevron Corp's revenues increased +13.0% for the quarter ended March 2018 to \$37.76 billion from \$33.42 billion a year earlier, while net income rose +35.8% to \$3.64 billion from \$2.68 billion. [Quick Link 6](#)


 Schlumberger NV's revenues increased +13.5% for the quarter ended March 2018 to \$7.83 billion from \$6.90 billion a year earlier, while net income rose +88.2% to \$525.0 million from \$279.0 million. [Quick Link 7](#)


 ExxonMobil Corp's revenues increased +16.3% for the quarter ended March 2018 to \$68.21 billion from \$58.67 billion a year earlier, while net income rose +16.0% to \$4.65 billion from \$4.01 billion. [Quick Link 8](#)


## Financials:


 Bank of America Corp's revenues increased +4.0% for the quarter ended March 2018 to \$23.13 billion from \$22.25 billion a year earlier, while net income rose +34.1% to \$6.49 billion from \$4.84 billion. [Quick Link 9](#)

 Bank of New York Mellon Corp's revenues increased +10.3% for the quarter ended March 2018 to \$3.32 billion from \$3.01 billion a year earlier, while net income rose +23.4% to \$1.16 billion from \$0.94 billion. [Quick Link 10](#)


 Citigroup Inc's revenues increased +2.7% for the quarter ended March 2018 to \$18.87 billion from \$18.37 billion a year earlier, while net income rose +13.0% to \$4.62 billion from \$4.09 billion. [Quick Link 11](#)


 CME Group Inc's revenues increased +19.4% for the quarter ended March 2018 to \$1.11 billion from \$0.93 billion a year earlier, while net income rose +49.8% to \$598.8 million from \$399.8 million. [Quick Link 12](#)


 JPMorgan Chase & Co's revenues increased +10.3% for the quarter ended March 2018 to \$28.52 billion from \$25.85 billion a year earlier, while net income rose +35.0% to \$8.71 billion from \$6.45 billion. [Quick Link 13](#)

 Morgan Stanley's revenues increased +13.6% for the quarter ended March 2018 to \$11.08 billion from \$9.75 billion a year earlier, while net income rose +38.3% to \$2.67 billion from \$1.93 billion. [Quick Link 14](#)








 PNC Financial Services Group Inc's revenues increased +5.9% for the quarter ended March 2018 to \$4.11 billion from \$3.88 billion a year earlier, while net income rose +20.8% to \$1.16 billion from \$0.96 billion. [Quick Link 15](#)

 Charles Schwab Corp's revenues increased +15.4% for the quarter ended March 2018 to \$2.40 billion from \$2.08 billion a year earlier, while net income rose +38.8% to \$783.0 million from \$564.0 million. [Quick Link 16](#)











 US Bancorp's revenues increased +11.8% for the quarter ended March 2018 to \$3.79 billion from \$3.39 billion a year earlier, while net income rose +14.3% to \$1.68 billion from \$1.47 billion. [Quick Link 17](#)

 Wells Fargo & Co's revenues increased +8.0% for the quarter ended March 2018 to \$15.35 billion from \$14.21 billion a year earlier, while net income rose +5.7% to \$5.53 billion from \$5.23 billion. [Quick Link 18](#)





## Health Care:

-  AbbVie Inc's revenues increased +21.3% for the quarter ended March 2018 to \$7.93 billion from \$6.54 billion a year earlier, while net earnings rose +62.6% to \$2.78 billion from \$1.71 billion. [Quick Link 19](#)
-  Abbott Laboratories's net sales increased +16.6% for the quarter ended March 2018 to \$7.39 billion from \$6.34 billion a year earlier, while net earnings fell -0.2% to \$418.0 million from \$419.0 million. [Quick Link 20](#)
-  Amgen Inc's revenues increased +1.6% for the quarter ended March 2018 to \$5.55 billion from \$5.46 billion a year earlier, while net income rose +11.6% to \$2.31 billion from \$2.07 billion. [Quick Link 21](#)
-  Bristol-Myers Squibb Co's revenues increased +5.3% for the quarter ended March 2018 to \$5.19 billion from \$4.93 billion a year earlier, while net earnings fell -5.1% to \$1.49 billion from \$1.57 billion. [Quick Link 22](#)
-  Danaher Corp's net sales increased +11.6% for the quarter ended March 2018 to \$4.70 billion from \$4.21 billion a year earlier, while net earnings rose +12.0% to \$566.6 million from \$506.1 million. [Quick Link 23](#)
-  Johnson & Johnson's net sales increased +12.5% for the quarter ended March 2018 to \$20.00 billion from \$17.77 billion a year earlier, while net earnings fell -1.1% to \$4.37 billion from \$4.42 billion. [Quick Link 24](#)
-  Eli Lilly & Co reported a net income of \$1.22 billion for the quarter ended March 2018 compared to a net loss of \$0.11 billion a year earlier, while revenues increased +9.0% to \$5.70 billion from \$5.23 billion. [Quick Link 25](#)


## Industrials:

-  Boeing Co's revenues increased +6.5% for the quarter ended March 2018 to \$23.38 billion from \$21.96 billion a year earlier, while net earnings rose +57.0% to \$2.48 billion from \$1.58 billion. [Quick Link 26](#)
-  CSX Corp's revenues increased +0.3% for the quarter ended March 2018 to \$2.88 billion from \$2.87 billion a year earlier, while net earnings rose +92.0% to \$695.0 million from \$362.0 million. [Quick Link 27](#)
-  General Dynamics Corp's revenues increased +1.3% for the quarter ended March 2018 to \$7.54 billion from \$7.44 billion a year earlier, while net earnings rose +4.7% to \$799.0 million from \$763.0 million. [Quick Link 28](#)
-  General Electric Co reported a net loss of \$1.15 billion for the quarter ended March 2018 compared to a net loss of \$0.08 billion a year earlier, while revenues increased +6.6% to \$28.66 billion from \$26.88 billion. [Quick Link 29](#)
-  Honeywell International Inc's net sales increased +9.5% for the quarter ended March 2018 to \$10.39 billion from \$9.49 billion a year earlier, while net income rose +8.3% to \$1.44 billion from \$1.33 billion. [Quick Link 30](#)
-  Lockheed Martin Corp's net sales increased +3.8% for the quarter ended March 2018 to \$11.64 billion from \$11.21 billion a year earlier, while net earnings rose +46.8% to \$1.16 billion from \$0.79 billion. [Quick Link 31](#)
-  Raytheon Co's net sales increased +4.5% for the quarter ended March 2018 to \$6.27 billion from \$6.00 billion a year earlier, while net income rose +25.1% to \$633.0 million from \$506.0 million. [Quick Link 32](#)
-  Union Pacific Corp's revenues increased +6.8% for the quarter ended March 2018 to \$5.48 billion from \$5.13 billion a year earlier, while net income rose +22.4% to \$1.31 billion from \$1.07 billion. [Quick Link 33](#)
-  United Parcel Service Inc's revenues increased +10.3% for the quarter ended March 2018 to \$17.11 billion from \$15.51 billion a year earlier, while net income rose +15.4% to \$1.35 billion from \$1.17 billion. [Quick Link 34](#)
-  United Technologies Corp's net sales increased +10.3% for the quarter ended March 2018 to \$15.24 billion from \$13.82 billion a year earlier, while net income fell -6.5% to \$1.30 billion from \$1.39 billion. [Quick Link 35](#)

## Information Technology:


-  International Business Machines Corp's revenues increased +5.0% for the quarter ended March 2018 to \$19.07 billion from \$18.16 billion a year earlier, while net income fell -4.0% to \$1.68 billion from \$1.75 billion. [Quick Link 36](#)
-  Intel Corp's revenues increased +8.6% for the quarter ended March 2018 to \$16.07 billion from \$14.80 billion a year earlier, while net income rose +50.3% to \$4.45 billion from \$2.96 billion. [Quick Link 37](#)
-  Microsoft Corp's revenues increased +15.6% for the quarter ended March 2018 to \$26.82 billion from \$23.21 billion a year earlier, while net income rose +35.2% to \$7.42 billion from \$5.49 billion. [Quick Link 38](#)
-  Qualcomm Inc's revenues increased +4.8% for the quarter ended March 2018 to \$5.26 billion from \$5.02 billion a year earlier, while net income fell -51.5% to \$363.0 million from \$749.0 million. [Quick Link 39](#)

### Materials:


 Monsanto Co's net sales decreased -1.0% for the quarter ended March 2018 to \$5.02 billion from \$5.07 billion a year earlier, while net income rose +5.8% to \$3.27 billion from \$3.09 billion. [Quick Link 40](#)

### Telecommunication Services:

 AT&T Inc's revenues decreased -3.4% for the quarter ended March 2018 to \$38.04 billion from \$39.37 billion a year earlier, while net income rose +34.3% to \$4.66 billion from \$3.47 billion. [Quick Link 41](#)

 Verizon Communications Inc's revenues increased +6.6% for the quarter ended March 2018 to \$31.77 billion from \$29.81 billion a year earlier, while net income rose +31.9% to \$4.55 billion from \$3.45 billion. [Quick Link 42](#)

### Utilities:

 NextEra Energy Inc's revenues decreased -2.8% for the quarter ended March 2018 to \$3.86 billion from \$3.97 billion a year earlier, while net income rose +180.4% to \$4.43 billion from \$1.58 billion. [Quick Link 43](#)

## Quick Links

1. "Comcast Corp Reports First Quarter 2018 Results" <https://www.cmcsa.com/static-files/f1f939fe-97ad-49bb-a745-85cbddc1307b> (Accessed April 27, 2018).
2. "The Coca-Cola Co Reports First Quarter 2018 Results" <https://www.coca-colacompany.com/content/dam/journey/us/en/private/fileassets/pdf/investors/2018-Q1-Earnings-Release.pdf> (Accessed April 27, 2018).
3. "PepsiCo Inc Reports First Quarter 2018 Results" [http://www.pepsico.com/docs/album/q1-2018/q1\\_2018\\_fullrelease\\_4x1h5yvt2rwhl9fx.pdf](http://www.pepsico.com/docs/album/q1-2018/q1_2018_fullrelease_4x1h5yvt2rwhl9fx.pdf) (Accessed April 27, 2018).
4. "Procter & Gamble Co Reports First Quarter 2018 Results" <http://www.pginvestor.com/file/Index?KeyFile=393086947> (Accessed April 24, 2018).
5. "Philip Morris International Inc First Quarter 2018 Results" <http://phx.corporate-ir.net/External.File?item=UGFyZW50SUQ9NjkyMDA3fENoaWxkSUQ9NDAyOTg3fFR5cGU9MQ==&t=1> (Accessed April 24, 2018).
6. "Chevron Corp Reports First Quarter 2018 Results" <https://chevroncorp.gcs-web.com/static-files/a82bac31-8a7a-42f8-8533-dd737a8a2652> (Accessed May 1, 2018).
7. "Schlumberger NV First Quarter 2018 Results" <http://investorcenter.slb.com/phoenix.zhtml?c=97513&p=irol-newsArticle&ID=2343687> (Accessed April 27, 2018).
8. "ExxonMobil Corp Reports First Quarter 2018 Results" [http://cdn.exxonmobil.com/~media/global/files/earnings/2018/news\\_release\\_earnings\\_1q18.pdf](http://cdn.exxonmobil.com/~media/global/files/earnings/2018/news_release_earnings_1q18.pdf) (Accessed May 1, 2018).
9. "Bank of America Reports First Quarter 2018 Results" [http://newsroom.bankofamerica.com/files/doc\\_library/additional/Q1\\_2018\\_Supplemental\\_Information.pdf](http://newsroom.bankofamerica.com/files/doc_library/additional/Q1_2018_Supplemental_Information.pdf) (Accessed April 16, 2018).
10. "Bank of New York Mellon Corp First Quarter 2018 Results" <https://bny.mn/2FwW16l> (Accessed April 26, 2018).
11. "Citigroup Inc First Quarter 2018 Results" <http://www.citigroup.com/citi/investor/data/qr118s.pdf?ieNocache=681> (Accessed April 16, 2018).
12. "CME Group Inc First Quarter 2018 Results" <http://investor.cmegroup.com/investor-relations/releasedetail.cfm?ReleaseID=1065108> (Accessed April 27, 2018).
13. "JPMorgan Chase & Co First Quarter 2018 Results" <https://www.jpmorganchase.com/corporate/investor-relations/document/28b8e22a-ab19-4837-b54e-efd5e70e518.pdf> (Accessed April 27, 2018).
14. "Morgan Stanley First Quarter 2018 Results" <https://www.morganstanley.com/about-us-ir/shareholder/1q2018.pdf> (Accessed April 27, 2018).
15. "PNC Financial Services Group Inc First Quarter 2018 Results" <http://phx.corporate-ir.net/phoenix.zhtml?c=107246&p=irol-newsArticle&ID=2342465> (Accessed April 24, 2018).
16. "Charles Schwab Corp First Quarter 2018 Results" <https://bit.ly/2HGwcHg> (Accessed April 27, 2018).
17. "US Bancorp First Quarter 2018 Results" <http://phx.corporate-ir.net/phoenix.zhtml?c=117565&p=irol-newsArticle&ID=2343146> (Accessed April 27, 2018).
18. "Wells Fargo Reports First Quarter 2018 Results" <https://newsroom.wf.com/press-release/wells-fargo-reports-preliminary-first-quarter-2018-net-income-59-billion-diluted-eps-1> (Accessed April 16, 2018).
19. "AbbVie Inc Reports First Quarter 2018 Results" <http://investors.abbvie.com/phoenix.zhtml?c=251551&p=irol-newsArticle&ID=2344878> (Accessed April 27, 2018).
20. "Abbott Laboratories First Quarter 2018 Results" <http://abbott.mediaroom.com/2018-04-18-Abbott-Reports-First-Quarter-2018-Results> (Accessed April 27, 2018).

21. "Amgen Reports First Quarter 2018 Financial Results" <http://investors.amgen.com/phoenix.zhtml?c=61656&p=irol-newsArticle&ID=2344288> (Accessed May 1, 2018).
22. "Bristol-Myers Squibb Co First Quarter 2018 Results" [https://s21.q4cdn.com/104148044/files/doc\\_financials/quarterly\\_reports/2018/q1/Q12018-Earnings-Release.pdf](https://s21.q4cdn.com/104148044/files/doc_financials/quarterly_reports/2018/q1/Q12018-Earnings-Release.pdf) (Accessed April 27, 2018).
23. "Danaher Corp First Quarter 2018 Results" <http://investors.danaher.com/2018-04-19-Danaher-Reports-First-Quarter-2018-Results> (Accessed April 27, 2018).
24. "Johnson & Johnson Reports First Quarter 2018 Results" <http://files.shareholder.com/downloads/JNJ/6219442301x0xS200406-18-15/200406/filing.pdf> (Accessed April 24, 2018).
25. "Eli Lilly & Co First Quarter 2018 Results" <https://investor.lilly.com/news-releases/news-release-details/lilly-reports-strong-first-quarter-2018-results-raises-eps> (Accessed April 27, 2018).
26. "Boeing Co Reports First Quarter 2018 Results" <http://boeing.mediaroom.com/2018-04-25-Boeing-Reports-Strong-First-Quarter-Results-Raises-Cash-Flow-and-EPS-Guidance> (Accessed April 27, 2018).
27. "CSX Corp First Quarter 2018 Results" <https://bit.ly/2HFsEp1> (Accessed April 24, 2018).
28. "General Dynamics Corp First Quarter 2018 Results" <https://www.gd.com/news/press-releases/2018/04/general-dynamics-reports-first-quarter-2018-results> (Accessed April 27, 2018).
29. "General Electric Co First Quarter 2018 Results" [https://www.ge.com/investor-relations/sites/default/files/ge\\_webcast\\_pressrelease\\_04202018.pdf](https://www.ge.com/investor-relations/sites/default/files/ge_webcast_pressrelease_04202018.pdf) (Accessed April 24, 2018).
30. "Honeywell International Inc First Quarter 2018 Results" <http://investor.honeywell.com/Cache/1500109796.PDF?O=PDF&T=&Y=&D=&FID=1500109796&iid=4121346> (Accessed April 24, 2018).
31. "Lockheed Martin Corp First Quarter 2018 Results" <https://lmt.co/2FzgM1A> (Accessed April 27, 2018).
32. "Raytheon Co First Quarter 2018 Results" <http://phx.corporate-ir.net/External.File?item=UGFyZW50SUQ9NDAzNTE0FENoaWxkSUQ9LTF8VHlwZT0z&t=1&cb=636602876348829821> (Accessed April 27, 2018).
33. "Union Pacific Corp First Quarter 2018 Results" [https://www.up.com/cs/groups/public/@uprr/@investor/documents/investordocuments/pdf\\_up\\_1q18\\_er\\_newsrelease.pdf](https://www.up.com/cs/groups/public/@uprr/@investor/documents/investordocuments/pdf_up_1q18_er_newsrelease.pdf) (Accessed April 27, 2018).
34. "United Parcel Service Inc First Quarter 2018 Results" <http://www.investors.ups.com/phoenix.zhtml?c=62900&p=irol-newsArticle&ID=2344832> (Accessed April 27, 2018).
35. "United Technologies Corp First Quarter 2018 Results" <http://www.utc.com/News/News-Center/Pages/United-Technologies-Reports-First-Quarter-2018-Results-Raises-2018-Outlook.aspx> (Accessed April 27, 2018).
36. "International Business Machines Corp First Quarter 2018 Results" <https://www.ibm.com/investor/att/pdf/IBM-1Q18-Earnings-Press-Release.pdf> (Accessed April 24, 2018).
37. "Intel Reports First-Quarter Financial Results" [https://s21.q4cdn.com/600692695/files/doc\\_financials/2018/Q1/Q1-2018\\_EarningsRelease-FINAL.pdf](https://s21.q4cdn.com/600692695/files/doc_financials/2018/Q1/Q1-2018_EarningsRelease-FINAL.pdf) (Accessed May 1, 2018).
38. "Microsoft Corp Third Quarter Results" <https://www.microsoft.com/en-us/Investor/earnings/FY-2018-Q3/press-release-webcast> (Accessed May 1, 2018).
39. "Qualcomm Announces Second Quarter Fiscal 2018 Results" [http://files.shareholder.com/downloads/QCOM/6227776462x0x978259/7A8986DF-7CF2-4F67-97E5-AC7F1C7D65CB/FY\\_2018\\_2nd\\_Quarter\\_Earnings\\_Release.pdf](http://files.shareholder.com/downloads/QCOM/6227776462x0x978259/7A8986DF-7CF2-4F67-97E5-AC7F1C7D65CB/FY_2018_2nd_Quarter_Earnings_Release.pdf) (Accessed April 27, 2018).
40. "Monsanto Co First Quarter 2018 Results" <https://otp.investis.com/clients/us/monsanto/SEC/sec-show.aspx?FilingId=12672451&Cik=0001110783&Type=PDF&hasPdf=1> (Accessed April 24, 2018).
41. "AT&T Inc Reports First Quarter 2018 Results" <https://otp.tools.investis.com/clients/us/atnt/SEC/sec-show.aspx?FilingId=12701254&Cik=0000732717&Type=PDF&hasPdf=1> (Accessed April 27, 2018).
42. "Verizon Communications Inc Reports First Quarter 2018 Results" <http://www.verizon.com/about/file/26999/download?token=ldLQTVhK> (Accessed April 27, 2018).
43. "NextEra Energy Inc First Quarter 2018 Results" [http://www.investor.nexteraenergy.com/~/\\_media/Files/N/NEE-IR/2018-0424-1Q18-NEE-Earnings-Release-FINAL.pdf](http://www.investor.nexteraenergy.com/~/_media/Files/N/NEE-IR/2018-0424-1Q18-NEE-Earnings-Release-FINAL.pdf) (Accessed April 27, 2018).