

# SN2000 Report

## Monthly Report on the US Equity Small Cap 2000

### September 2017

#### Index Fundamentals

<b>TTM EPS</b> S&P 500      SN2000 116.91      26.20 <b>Forward EPS</b> S&P 500      SN2000 130.64      79.13 <b>Forecast</b> S&P 500      SN2000 +11.74%      +202.02%		<b>TTM P/E</b> S&P 500      SN2000 21.55      136.50 <b>Forward P/E</b> S&P 500      SN2000 19.28      45.19		<b>TTM Div. Yield</b> S&P 500      SN2000 1.97      1.07 <b>Forward Div. Yield</b> S&P 500      SN2000 1.96      0.82 <b>Forecast</b> S&P 500      SN2000 -0.51%      -23.36%	
---	--	---	--	---	--

Source: Bloomberg

#### Index Performance

Total Return Price Appreciation		Compound Annual Growth Rate	
<b>1 Month</b>	<b>7.37%</b>	<b>1 Year</b>	<b>22.28%</b>
<b>YTD</b>	<b>12.08%</b>	<b>3 Year</b>	<b>12.21%</b>
<b>1 Year</b>	<b>22.28%</b>	<b>5 Year</b>	<b>14.97%</b>
<b>3 Year</b>	<b>41.29%</b>	<b>Since Inception</b>	<b>8.60%</b>
<b>5 Year</b>	<b>100.89%</b>		
<b>Inception</b>	<b>332.78%</b>		

\*Returns under 1 year are not annualized




Source: S-Network as of 09/30/2017


SN2000 Sector Performance (08/31/17 – 09/30/17)		Leading Movers				
<b>Consumer Discretionary</b>	<b>8.46%</b>	Company Name	Ticker	Opening	Closing	Change
<b>Consumer Staples</b>	<b>8.54%</b>	ZOGENIX INC	ZGNX US	11.85	35.05	<b>195.78%</b>
<b>Energy</b>	<b>6.17%</b>	MADRIGAL PHARMACEUTICALS INC	MDGL US	17.08	44.98	<b>163.35%</b>
<b>Financials</b>	<b>7.65%</b>	INSMED INC	INSM US	12.42	31.21	<b>151.29%</b>
<b>Health Care</b>	<b>17.33%</b>	MIRATI THERAPEUTICS INC	MRTX US	5.40	11.70	<b>116.67%</b>
<b>Industrials</b>	<b>10.33%</b>	VOYAGER THERAPEUTICS, INC.	VYGR US	9.64	20.59	<b>113.59%</b>
<b>Information Technology</b>	<b>5.12%</b>	Lagging Movers				
<b>Materials</b>	<b>6.43%</b>	Company Name	Ticker	Opening	Closing	Change
<b>Real Estate</b>	<b>2.49%</b>	VERSARTIS INC	VSAR US	19.00	2.45	<b>-87.11%</b>
<b>Telecommunication Services</b>	<b>-2.28%</b>	GENOCEA BIOSCIENCES INC	GNCA US	4.87	1.46	<b>-70.02%</b>
<b>Utilities</b>	<b>0.38%</b>	AXOVANT SCIENCES LTD	AXON US	20.00	6.88	<b>-65.60%</b>
		HEALTH INSURANCE INNOVATIO-A	HIIQ US	33.65	14.50	<b>-56.91%</b>
		AOXING PHARMACEUTICAL CO INC	AXN US	0.29	0.16	<b>-45.76%</b>


## Consumer Discretionary:


-  Restoration Hardware Holdings reported a net loss of \$7.9 million for the quarter ended July 2017 compared to a net income of \$6.9 million a year earlier, while revenue increased +13.2% to \$615.3 million from \$543.4 million. [Quick Link 1](#)
-  KB Home's revenue increased +25.3% for the quarter ended August 2017 to \$1.14 billion from \$0.91 billion a year earlier, while net income rose +27.6% to \$50.2 million from \$39.4 million. [Quick Link 2](#)
-  G-III Apparel Group Ltd reported a net income of \$8.6 million for the quarter ended July 2017 compared to a net income of \$1.3 million a year earlier, while net sales increased +21.6% to \$538.0 million from \$442.3 million. [Quick Link 3](#)
-  Scholastic Corp reported a net loss of \$63.7 million for the quarter ended August 2017 compared to a net loss of \$39.6 million a year earlier, while revenue decreased -33.1% to \$189.2 million from \$282.7 million. [Quick Link 4](#)
-  Oxford Industries Inc's net sales increased +0.6% for the quarter ended July 2017 to \$284.7 million from \$283.0 million a year earlier, while net earnings fell -5.0% to \$22.7 million from \$23.9 million. [Quick Link 5](#)
-  American Outdoor Brands Corp reported a net loss of \$2.2 million for the quarter ended July 2017 compared to a net income of \$35.2 million a year earlier, while net sales decreased -37.7% to \$129.0 million from \$207.0 million. [Quick Link 6](#)
-  Tailored Brands Inc's net sales decreased -6.5% for the quarter ended July 2017 to \$850.8 million from \$909.7 million a year earlier, while net earnings rose +134.1% to \$58.5 million from \$25.0 million. [Quick Link 7](#)
-  Conn's Inc reported a net income of \$4.3 million for the quarter ended July 2017 compared to a net loss of \$11.9 million a year earlier, while revenue decreased -7.9% to \$366.7 million from \$398.2 million. [Quick Link 8](#)
-  Malibu Boats Inc's net sales increased +11.5% for the year ended June 2017 to \$281.9 million from \$253.0 million a year earlier, while net income rose +57.2% to \$28.4 million from \$18.0 million. [Quick Link 9](#)
-  Hooker Furniture Corp's net sales increased +14.8% for the quarter ended July 2017 to \$156.3 million from \$136.2 million a year earlier, while net income rose +45.4% to \$7.8 million from \$5.4 million. [Quick Link 10](#)
-  Finish Line Inc's net sales decreased -3.3% for the quarter ended August 2017 to \$469.4 million from \$485.2 million a year earlier, while net income fell -87.1% to \$2.8 million from \$22.1 million. [Quick Link 11](#)
-  Barnes & Noble Inc reported a net loss of \$10.8 million for the quarter ended July 2017 compared to a net loss of \$14.4 million a year earlier, while net sales decreased -6.6% to \$853.3 million from \$913.9 million. [Quick Link 12](#)
-  Pier 1 Imports Inc reported a net loss of \$7.8 million for the quarter ended August 2017 compared to a net loss of \$4.1 million a year earlier, while net sales increased +0.4% to \$407.6 million from \$405.8 million. [Quick Link 13](#)
-  Bassett Furniture Industries Inc's revenue increased +9.1% for the quarter ended August 2017 to \$114.3 million from \$104.7 million a year earlier, while net income rose +9.8% to \$4.6 million from \$4.2 million. [Quick Link 14](#)
-  MCBC Holdings Inc's net sales increased +3.2% for the year ended June 2017 to \$228.6 million from \$221.6 million a year earlier, while net income rose +91.7% to \$19.6 million from \$10.2 million. [Quick Link 15](#)
-  Zumiez Inc reported a net loss of \$0.6 million for the quarter ended July 2017 compared to a net loss of \$0.8 million a year earlier, while net sales increased +7.8% to \$192.3 million from \$178.3 million. [Quick Link 16](#)
-  Francesca's Holdings Corp's net sales increased +3.9% for the quarter ended July 2017 to \$119.7 million from \$115.3 million a year earlier, while net income fell -31.4% to \$7.3 million from \$10.6 million. [Quick Link 17](#)
-  Fred's Inc reported a net loss of \$29.5 million for the quarter ended July 2017 compared to a net loss of \$6.9 million a year earlier, while net sales decreased -4.1% to \$507.8 million from \$529.5 million. [Quick Link 18](#)
-  Duluth Holdings Inc's net sales increased +31.0% for the quarter ended July 2017 to \$86.2 million from \$65.8 million a year earlier, while net income rose +18.2% to \$4.3 million from \$3.6 million. [Quick Link 19](#)
-  Collectors Universe Inc's revenue increased +15.1% for the year ended June 2017 to \$70.2 million from \$61.0 million a year earlier, while net income rose +11.4% to \$8.5 million from \$7.6 million. [Quick Link 20](#)

## Consumer Staples:


-  United Natural Foods Inc's net sales increased +9.4% for the year ended July 2017 to \$9.27 billion from \$8.47 billion a year earlier, while net income rose +2.4% to \$2.6 Thousand from \$2.5 Thousand. [Quick Link 21](#)
-  Cal-Maine Foods Inc reported a net loss of \$16.0 million for the quarter ended August 2017 compared to a net loss of \$30.9 million a year earlier, while net sales increased +9.6% to \$262.9 million from \$239.9 million. [Quick Link 22](#)
-  Calavo Growers Inc's net sales increased +14.6% for the quarter ended July 2017 to \$301.7 million from \$263.2 million a year earlier, while net income fell -30.9% to \$8.8 million from \$12.8 million. [Quick Link 23](#)


 Landec Corp's net sales decreased -6.8% for the quarter ended August 2017 to \$123.4 million from \$132.4 million a year earlier, while net income fell -35.0% to \$2.2 million from \$3.3 million. [Quick Link 24](#)

 Farmer Bros Co's net sales decreased -0.5% for the year ended June 2017 to \$541.5 million from \$544.4 million a year earlier, while net income fell -72.9% to \$24.4 million from \$89.9 million. [Quick Link 25](#)


 Limoneira Co's revenue increased +1.3% for the quarter ended July 2017 to \$40.4 million from \$39.9 million a year earlier, while net income fell -27.5% to \$7.8 million from \$10.7 million. [Quick Link 26](#)


### Energy:


 Scorpio Tankers Inc reported a net loss of \$68.3 million for the quarter ended June 2017 compared to a net income of \$3.9 million a year earlier, while revenue decreased -13.7% to \$118.4 million from \$137.2 million. [Quick Link 27](#)


 Matrix Service Co reported a net loss of \$0.2 million for the year ended June 2017 compared to a net income of \$28.9 million a year earlier, while revenue decreased -8.4% to \$1.20 billion from \$1.31 billion. [Quick Link 28](#)

### Health Care:


 Neogen Corp's revenue increased +13.9% for the quarter ended August 2017 to \$95.3 million from \$83.7 million a year earlier, while net income rose +20.5% to \$11.9 million from \$9.9 million. [Quick Link 29](#)


 HealthEquity Inc's revenue increased +28.7% for the quarter ended July 2017 to \$56.9 million from \$44.2 million a year earlier, while net income rose +106.0% to \$17.0 million from \$8.2 million. [Quick Link 30](#)


 Analogic Corp reported a net loss of \$74.2 million for the year ended July 2017 compared to a net income of \$12.1 million a year earlier, while revenue decreased -4.4% to \$486.4 million from \$508.9 million. [Quick Link 31](#)


 Fonar Corp's revenue increased +6.4% for the year ended June 2017 to \$78.0 million from \$73.4 million a year earlier, while net income rose +24.8% to \$19.6 million from \$15.7 million. [Quick Link 32](#)


### Industrials:


 Abm Industries Inc's revenue increased +1.5% for the quarter ended July 2017 to \$1.32 billion from \$1.30 billion a year earlier, while net income rose +5.8% to \$32.9 million from \$31.1 million. [Quick Link 33](#)


 Herman Miller Inc's net sales decreased -3.1% for the quarter ended August 2017 to \$580.3 million from \$598.6 million a year earlier, while net earnings fell -8.8% to \$33.1 million from \$36.3 million. [Quick Link 34](#)


 Korn/Ferry International's revenue increased +5.6% for the quarter ended July 2017 to \$414.9 million from \$392.9 million a year earlier, while net income rose +804.7% to \$29.0 million from \$3.2 million. [Quick Link 35](#)


 Brady Corp's net sales decreased -0.9% for the year ended July 2017 to \$1.11 billion from \$1.12 billion a year earlier, while net earnings rose +19.4% to \$95.7 million from \$80.1 million. [Quick Link 36](#)


 REV Group, Inc.'s net sales increased +12.8% for the quarter ended July 2017 to \$595.6 million from \$528.2 million a year earlier, while net income rose +16.1% to \$15.2 million from \$13.1 million. [Quick Link 37](#)

 Actuant Corp reported a net loss of \$66.2 million for the year ended August 2017 compared to a net loss of \$105.2 million a year earlier, while net sales decreased -4.3% to \$1.10 billion from \$1.15 billion. [Quick Link 38](#)


 Steelcase Inc's revenue increased +2.3% for the quarter ended August 2017 to \$775.6 million from \$758.0 million a year earlier, while net income fell -3.4% to \$36.9 million from \$38.2 million. [Quick Link 39](#)


 Apogee Enterprises Inc's net sales increased +23.5% for the quarter ended August 2017 to \$343.9 million from \$278.5 million a year earlier, while net earnings fell -22.3% to \$17.4 million from \$22.4 million. [Quick Link 40](#)


 AAR Corp's net sales increased +8.5% for the quarter ended August 2017 to \$439.2 million from \$404.8 million a year earlier, while net income rose +11.6% to \$10.6 million from \$9.5 million. [Quick Link 41](#)


 Argan Inc's revenue increased +59.9% for the quarter ended July 2017 to \$259.8 million from \$162.5 million a year earlier, while net income rose +38.0% to \$27.1 million from \$19.7 million. [Quick Link 42](#)


 Gms Inc's net sales increased +16.8% for the quarter ended July 2017 to \$642.2 million from \$549.8 million a year earlier, while net income rose +67.5% to \$15.3 million from \$9.2 million. [Quick Link 43](#)

 Quanex Building Products Corp reported a net income of \$10.2 million for the quarter ended July 2017 compared to a net loss of \$4.0 million a year earlier, while net sales decreased -7.5% to \$229.4 million from \$248.1 million. [Quick Link 44](#)


 NCI Building Systems Inc's net sales increased +1.5% for the quarter ended July 2017 to \$469.4 million from \$462.4 million a year earlier, while net income fell -23.1% to \$18.1 million from \$23.6 million. [Quick Link 45](#)


 Layne Christensen Co reported a net loss of \$4.9 million for the quarter ended July 2017 compared to a net loss of \$5.3 million a year earlier, while revenue increased +2.0% to \$126.2 million from \$123.6 million. [Quick Link 46](#)


 Spartan Corp reported a net income of \$1.3 million for the year ended June 2017 compared to a net loss of \$38.3 million a year earlier, while net sales decreased -5.2% to \$397.6 million from \$419.4 million. [Quick Link 47](#)


 Radiant Logistics Inc reported a net income of \$4.9 million for the year ended June 2017 compared to a net loss of \$3.5 million a year earlier, while revenue decreased -0.6% to \$777.6 million from \$782.6 million. [Quick Link 48](#)


### Information Technology:


 Okta, Inc. reported a net loss of \$27.0 million for the quarter ended July 2017 compared to a net loss of \$20.6 million a year earlier, while revenue increased +62.9% to \$61.0 million from \$37.4 million. [Quick Link 49](#)


 Verint Systems Inc reported a net loss of \$6.4 million for the quarter ended July 2017 compared to a net loss of \$11.7 million a year earlier, while revenue increased +4.9% to \$274.8 million from \$261.9 million. [Quick Link 50](#)


 Cloudera, Inc. reported a net loss of \$64.2 million for the quarter ended July 2017 compared to a net loss of \$38.7 million a year earlier, while revenue increased +39.4% to \$89.8 million from \$64.5 million. [Quick Link 51](#)


 Electronics For Imaging Inc's revenue increased +0.6% for the quarter ended June 2017 to \$247.1 million from \$245.7 million a year earlier, while net income fell -47.3% to \$2.8 million from \$5.2 million. [Quick Link 52](#)


 Progress Software Corp's revenue decreased -4.6% for the quarter ended August 2017 to \$97.3 million from \$102.0 million a year earlier, while net income rose +47.4% to \$11.2 million from \$7.6 million. [Quick Link 53](#)

 Ambarella Inc's revenue increased +10.0% for the quarter ended July 2017 to \$71.6 million from \$65.1 million a year earlier, while net income fell -61.8% to \$3.3 million from \$8.6 million. [Quick Link 54](#)


 Presidio, Inc. reported a net income of \$4.4 million for the year ended June 2017 compared to a net loss of \$3.4 million a year earlier, while revenue increased +4.1% to \$2.82 billion from \$2.71 billion. [Quick Link 55](#)


 CalAmp Corp's revenue decreased -0.8% for the quarter ended August 2017 to \$89.8 million from \$90.5 million a year earlier, while net income rose sharply to \$12.2 million from \$0.5 million. [Quick Link 56](#)

 Bazaarvoice Inc reported a net loss of \$2.3 million for the quarter ended July 2017 compared to a net loss of \$5.1 million a year earlier, while revenue increased +4.1% to \$52.2 million from \$50.1 million. [Quick Link 57](#)

 Sigma Designs Inc reported a net loss of \$12.7 million for the quarter ended July 2017 compared to a net loss of \$1.7 million a year earlier, while revenue decreased -35.6% to \$39.5 million from \$61.3 million. [Quick Link 58](#)

### Materials:

 HB Fuller Co's revenue increased +9.8% for the quarter ended August 2017 to \$562.9 million from \$512.9 million a year earlier, while net income fell -23.2% to \$25.1 million from \$32.8 million. [Quick Link 59](#)

 OMNOVA Solutions Inc's net sales increased +2.7% for the quarter ended August 2017 to \$200.9 million from \$195.6 million a year earlier, while net income rose +68.1% to \$7.9 million from \$4.7 million. [Quick Link 60](#)

## Quick Links

1. "RH reports Q2,Fiscal 2017 financial results" [http://ir.restorationhardware.com/phoenix.zhtml?c=79100&p=irol-newsArticle\\_Print&ID=2298914](http://ir.restorationhardware.com/phoenix.zhtml?c=79100&p=irol-newsArticle_Print&ID=2298914) (Accessed Sept 20, 2017).
2. "KB Home Reports 2017 Third Quarter Results" <http://investor.kbhome.com/releasedetail.cfm?ReleaseID=1042071> (Accessed Oct 3, 2017).
3. "G-III Apparel Group, Ltd. Announces Q2,Fiscal 2018 Results" <http://ir.g-iii.com/releasedetail.cfm?ReleaseID=1039253> (Accessed Sept 21, 2017).
4. "Scholastic Reports Fiscal 2018 First Quarter Results" <http://investor.scholastic.com/releasedetail.cfm?ReleaseID=1041226> (Accessed Sept 25, 2017).
5. "Oxford announces Fiscal 2017 Q2 result" <http://investor.oxfordinc.com/news-releases/news-release-details/oxford-announces-fiscal-2017-second-quarter-results> (Accessed Sept 21, 2017).

6. "American Outdoor Brands Corporation Reports Q1,Fiscal 2018 Financial Results" <http://ir.smith-wesson.com/phoenix.zhtml?c=90977&p=irol-newsArticle&ID=2299315> (Accessed Sept 21, 2017).
7. "Tailored Brands, Inc. Reports Fiscal 2017 Q2 Results" [http://content.equisolve.net/menswearhouse/news/2017-09-07\\_Tailored\\_Brands\\_Inc\\_Reports\\_Fiscal\\_2017\\_Second\\_1822.pdf](http://content.equisolve.net/menswearhouse/news/2017-09-07_Tailored_Brands_Inc_Reports_Fiscal_2017_Second_1822.pdf) (Accessed Sept 21, 2017).
8. "Conn's, Inc. Reports Q2 Fiscal Year 2018 Financial Results" <http://ir.conns.com/releasedetail.cfm?ReleaseID=1039444> (Accessed Sept 21, 2017).
9. "Malibu Boats Inc announces Yearly Fiscal Year 2017 result" <https://goo.gl/g1fsWt> (Accessed Sept 21, 2017).
10. "Hooker Furniture Reports Q2 financial result" <http://investors.hookerfurniture.com/releasedetail.cfm?ReleaseID=1039495> (Accessed Sept 21, 2017).
11. "Finish Line Inc quarterly provides financial report for period ending August,2017" <https://goo.gl/MvSk2r> (Accessed Sept 25, 2017).
12. "Barnes & Noble Reports Fiscal 2018 Q1 financial results" <http://forinvestors.barnesandnobleinc.com/releasedetail.cfm?ReleaseID=1039499> (Accessed Sept 21, 2017).
13. "Pier 1 Imports, Inc. Reports Q2 Fiscal 2018 Financial Results" <https://investors.pier1.com/news-releases/news-release-details/pier-1-imports-inc-reports-second-quarter-fiscal-2018-financial> (Accessed Oct 3, 2017).
14. "Bassett Announces Fiscal Third Quarter Results" <http://investors.bassettfurniture.com/releasedetail.cfm?ReleaseID=1042004> (Accessed Oct 3, 2017).
15. "MasterCraft Reports Fiscal 2017 Full-Year Results" <https://goo.gl/VYAnnP> (Accessed Sept 21, 2017).
16. "Zumiez Inc announces Q2 financial results" <http://ir.zumiez.com/news-releases/news-release-details/zumiez-inc-announces-fiscal-2017-second-quarter-results> (Accessed Sept 21, 2017).
17. "Francesca's Holdings Corp reports Q2, financial results" <http://investors.francescas.com/news-releases/news-release-details/francescasr-reports-second-quarter-fiscal-year-2017-financial> (Accessed Sept 21, 2017).
18. "Fred's Pharmacy Reports Second Quarter 2017 Results" <http://investors.fredsinc.com/node/14896/pdf> (Accessed Sept 22, 2017).
19. "Duluth Holdings Inc. Announces Q2 Fiscal 2017 Financial Results" <http://ir.duluthtrading.com/phoenix.zhtml?c=254169&p=irol-newsArticle&ID=2298490> (Accessed Sept 22, 2017).
20. "Collectors Universe presents yearly financial report ending June,2017" <http://investors.collectors.com/releasedetail.cfm?ReleaseID=1038870> (Accessed Sept 22, 2017).
21. "United Natural Foods, Inc. announces yearly Fiscal 2017 result" <https://unitednaturalfoods.gcs-web.com/news-releases/news-release-details/united-natural-foods-inc-announces-fiscal-2017-fourth-quarter> (Accessed Sept 21, 2017).
22. "Cal-Maine Foods Inc presents financial report ending August,2017" <https://goo.gl/JxaS7A> (Accessed Oct 3, 2017).
23. "Calavo Growers Inc announces Fiscal 2017 quarter result" [http://www.calavo.com/pdfs/CALV-NR.3Q17EarningsRelease.090517\\_FINAL.pdf](http://www.calavo.com/pdfs/CALV-NR.3Q17EarningsRelease.090517_FINAL.pdf) (Accessed Sept 21, 2017).
24. "Landec Corporation Reports Fiscal Q1 2018 Results" [http://files.shareholder.com/downloads/ABEA-30N9X3/5319474771x0x957964/873430B7-6736-4052-9AD5-913ABCE6E25A/LNDC\\_News\\_2017\\_9\\_26\\_General\\_Releases.pdf](http://files.shareholder.com/downloads/ABEA-30N9X3/5319474771x0x957964/873430B7-6736-4052-9AD5-913ABCE6E25A/LNDC_News_2017_9_26_General_Releases.pdf) (Accessed Oct 3, 2017).
25. "Farmer Bros. Co. Reports Fiscal 2017 Financial Results" <https://goo.gl/cSzczr> (Accessed Oct 3, 2017).
26. "Limoneira Company Announces Q3 Fiscal Year 2017 Financial Results" <http://investor.limoneira.com/secfiling.cfm?filingID=1144204-17-47447&CIK=1342423> (Accessed Sept 21, 2017).
27. "Scorpio Tankers Inc announces financial result for Q2,2017" <http://www.scorpiotankers.com/media/company-news/2017/09-18-2017-110025411> (Accessed Sept 21, 2017).
28. "Matrix Service Company Announces yearly Fiscal 2017 Results" <http://investors.matrixservicecompany.com/releasedetail.cfm?ReleaseID=1039400> (Accessed Sept 21, 2017).
29. "Neogen Corp announced financial report for Q1,fiscal year 2018 results" <http://www.neogen.com/en/neogen-reports-21-net-income-increase> (Accessed Sept 20, 2017).
30. "HealthEquity Reports Q2, Ended July 31, 2017 Financial Results" [http://files.shareholder.com/downloads/AMDA-2YKW6U/5242357697x0x955750/89972DE1-393D-43B5-8E4C-1DAB6F729B3D/HQY\\_News\\_2017\\_9\\_5\\_General\\_Releases.pdf](http://files.shareholder.com/downloads/AMDA-2YKW6U/5242357697x0x955750/89972DE1-393D-43B5-8E4C-1DAB6F729B3D/HQY_News_2017_9_5_General_Releases.pdf) (Accessed Sept 20, 2017).
31. "Analogic Announces Results Yearly for Fiscal Year Ended July 31, 2017" <http://investor.analogic.com/releasedetail.cfm?ReleaseID=1041009> (Accessed Sept 21, 2017).
32. "FONAR Announces Fiscal 2017 Year-End Earnings" <http://www.fonar.com/news/091417.htm> (Accessed Sept 22, 2017).
33. "ABM Industries Announces Results for Q3, Fiscal 2017" <http://investor.abm.com/releasedetail.cfm?ReleaseID=1039415> (Accessed Sept 20, 2017).
34. "Herman Miller Reports Q1 Fiscal 2018 Results" [https://www.hermanmiller.com/content/dam/hermanmiller/documents/investors/q1\\_fy2018\\_earnings\\_release.pdf](https://www.hermanmiller.com/content/dam/hermanmiller/documents/investors/q1_fy2018_earnings_release.pdf) (Accessed Sept 21, 2017).
35. "Korn/Ferry International quarterly presents financial report" <http://phx.corporate-ir.net/External.File?item=UGFyZW50SUQ9Njc4OTI3FENoaWxkSUQ9Mzg3OTc3fFR5cGU9MQ==&t=1> (Accessed Sept 20, 2017).
36. "Brady Corporation Reports yearly Fiscal 2017 Results" [http://www.bradycorp.com/en/investors/annual-reports-and-financial-news/pressrelease\\_details?releaselid=2299066](http://www.bradycorp.com/en/investors/annual-reports-and-financial-news/pressrelease_details?releaselid=2299066) (Accessed Sept 21, 2017).
37. "REV Group, Inc. reports Q3,2017 financial result" <http://investors.revgroup.com/investor-releases/2017/09-07-2017-211516153> (Accessed Sept 21, 2017).
38. "Actuant Reports Full Year Fiscal 2017 Results" <https://actuant.gcs-web.com/news-releases/news-release-details/actuant-reports-fourth-quarter-and-full-year-fiscal-2017-results> (Accessed Sept 28, 2017).
39. "Steelcase Reports Second Quarter Results" <http://ir.steelcase.com/releasedetail.cfm?ReleaseID=1040839> (Accessed Sept 21, 2017).

40. "Apogee Reports FY18 Second-Quarter Results" <https://apogeeenterprises.gcs-web.com/news-releases/news-release-details/apogee-reports-fy18-second-quarter-results> (Accessed Sept 21, 2017).
41. "AAR Reports First Quarter 2018 Results" <http://phx.corporate-ir.net/phoenix.zhtml?c=117483&p=irol-newsArticle&ID=2301622> (Accessed Sept 21, 2017).
42. "Argan, Inc. Reports Second Quarter Results" [http://www.arganinc.com/pdf\\_files/2nd\\_qtr\\_18\\_financials.pdf](http://www.arganinc.com/pdf_files/2nd_qtr_18_financials.pdf) (Accessed Sept 21, 2017).
43. "GMS reports First Quarter 2018 financial results" <http://investor.gms.com/file/Index?KeyFile=390179135> (Accessed Sept 21, 2017).
44. "Quanex Building Products Announces Q3, 2017 Results" <http://investors.quanex.com/phoenix.zhtml?c=103173&p=irol-newsArticle&ID=2298981> (Accessed Sept 21, 2017).
45. "NCI Building Systems Reports Q3 2017 Results" <http://www.ncibuildingsystems.com/Press%20Releases/2017/20170906%20NCI%20Building%20Systems%20Reports%20Third%20Quarter%202017%20Results.pdf> (Accessed Sept 21, 2017).
46. "Layne Christensen Reports Fiscal 2018 Q2 Results" <http://investor.laynechristensen.com/releasedetail.cfm?ReleaseID=1039965> (Accessed Sept 22, 2017).
47. "Sparton Corporation Reports Yearly Fiscal 2017 result" [http://sparton.com/webfoo/wp-content/uploads/SPA-2017.7.02-10K\\_FINAL\\_AS\\_FILED\\_with\\_exhibits.pdf](http://sparton.com/webfoo/wp-content/uploads/SPA-2017.7.02-10K_FINAL_AS_FILED_with_exhibits.pdf) (Accessed Sept 22, 2017).
48. "Radiant Logistics Inc announces yearly financial result for period ending June 2017" <http://radiantdelivers.com/wp-content/uploads/2017/09/RLGT-Press-Release-FYE-2017-FINAL.pdf> (Accessed Sept 22, 2017).
49. "Okta Announces Record Q2 Fiscal 2018 Financial Result" <https://investor.okta.com/news-releases/news-release-details/okta-announces-record-second-quarter-fiscal-2018-financial> (Accessed Sept 21, 2017).
50. "Verint Reports Second Quarter Results" <http://www.verint.com/assets/verint/resources/ir/july-31-2017-earnings-press-release-exhibit-99-1-final-circulated-09-06-17.pdf> (Accessed Sept 20, 2017).
51. "Cloudera Reports Q2 Fiscal Year 2018 Financial Results" <https://investors.cloudera.com/events/News/press-release-details/2017/Cloudera-Reports-Second-Quarter-Fiscal-Year-2018-Financial-Results/default.aspx> (Accessed Sept 20, 2017).
52. "EFI Reports Second Quarter 2017 Results" <http://ir.efi.com/releasedetail.cfm?ReleaseID=1039841> (Accessed Sept 21, 2017).
53. "Progress Reports 2017 Fiscal Q3 Results" <http://investors.progress.com/releasedetail.cfm?ReleaseID=1041898> (Accessed Sept 28, 2017).
54. "Ambarella, Inc. Announces Q2 Fiscal Year 2018 Financial Results" <http://investor.ambarella.com/releasedetail.cfm?ReleaseID=1038876> (Accessed Sept 21, 2017).
55. "Presidio, Inc. reports yearly fiscal 2017 results" <http://investors.presidio.com/phoenix.zhtml?c=254488&p=irol-newsArticle&ID=2302211> (Accessed Sept 25, 2017).
56. "CalAmp Corp reports Q2,Fiscal 2018 financial results" <http://investor.calamp.com/phoenix.zhtml?c=80120&p=irol-newsArticle&ID=2303581> (Accessed Oct 3, 2017).
57. "Bazaarvoice, Inc. announces its financial results for Q1,Fiscal 2018" <http://investors.bazaarvoice.com/releasedetail.cfm?ReleaseID=1039594> (Accessed Sept 21, 2017).
58. "Sigma Designs, Inc. Reports Q2 Fiscal Year 2018 Financial Results" <http://app.quotemedia.com/quotetools/newsStoryPopup.go?storyId=6867347803484583&topic=SIGM&symbology=null&cp=null&webmasterId=101308> (Accessed Sept 22, 2017).
59. "H.B. Fuller Reports Third Quarter 2017 Results" <http://phx.corporate-ir.net/phoenix.zhtml?c=117108&p=irol-newsArticle&ID=2303337> (Accessed Sept 28, 2017).
60. "OMNOVA Solutions Inc reports Q3,2017 financial earnings" <http://omnova.investorroom.com/2017-09-28-OMNOVA-Reports-Diluted-Earnings-per-Share-increased-80-in-2017-Third-Quarter> (Accessed Oct 3, 2017).