

SN500 Index

Monthly Report on the S-Network US Equity Large Cap 500

September 2017

Index Fundamentals

TTM EPS <u>S&P 500</u> <u>SN500</u> 116.91 82.68 Forward EPS <u>S&P 500</u> <u>SN500</u> 130.64 91.86 Forecast <u>S&P 500</u> <u>SN500</u> +11.74% +11.10%				TTM P/E <u>S&P 500</u> <u>SN500</u> 21.55 21.49 Forward P/E <u>S&P 500</u> <u>SN500</u> 19.28 19.35				TTM Div. Yield <u>S&P 500</u> <u>SN500</u> 1.97 1.87 Forward Div. Yield <u>S&P 500</u> <u>SN500</u> 1.96 1.86 Forecast <u>S&P 500</u> <u>SN500</u> -0.51% -0.53%			
--	--	---	--	--	--	--	--	--	--	---	--

Source: Bloomberg

Index Performance






Total Return Price Appreciation		Compound Annual Growth Rate	
1 Month	2.13%	1 Year	19.24%
YTD	14.80%	3 Year	10.89%
1 Year	19.24%	5 Year	14.41%
3 Year	36.36%	Since Inception	5.28%
5 Year	96.04%		
Inception	149.40%		

*Returns under 1 year are not annualized





Source: S-Network as of 09/30/2017

SN500 Sector Performance (08/31/17 – 09/30/17)		Leading Movers				
Consumer Discretionary	0.99%	Company Name	Ticker	Opening	Closing	Change
Consumer Staples	3.93%	GAP INC	GPS US	23.62	29.53	25.02%
Energy	0.64%	MICRON TECHNOLOGY INC	MU US	31.97	39.33	23.02%
Financials	0.81%	MARATHON OIL CORP	MRO US	11.12	13.56	21.94%
Health Care	5.06%	HESS CORP	HES US	38.90	46.89	20.54%
Industrials	-1.04%	ANADARKO PETROLEUM CORP	APC US	40.93	48.85	19.35%
Information Technology	-3.04%	Lagging Movers				
Materials	9.69%	Company Name	Ticker	Opening	Closing	Change
Real Estate	3.27%	EQUIFAX INC	EFX US	142.47	105.99	-25.61%
Telecommunication Services	4.99%	SCANA CORP	SCG US	60.38	48.49	-19.69%
Utilities	3.09%	INCYTE CORP	INCY US	137.41	116.74	-15.04%
		QUEST DIAGNOSTICS INC	DGX US	108.35	93.64	-13.58%
		NEWELL RUBBERMAID INC	NWL US	48.28	42.67	-11.62%


Consumer Discretionary:

-  Carnival Corp's revenue increased +8.2% for the quarter ended August 2017 to \$5.52 billion from \$5.10 billion a year earlier, while net income fell -6.3% to \$1.33 billion from \$1.42 billion. [Quick Link 1](#)
-  AutoZone Inc's net sales increased +2.3% for the year ended August 2017 to \$10.89 billion from \$10.64 billion a year earlier, while net income rose +3.2% to \$1.28 billion from \$1.24 billion. [Quick Link 2](#)
-  Darden Restaurants Inc's net sales increased +13.5% for the quarter ended August 2017 to \$1.94 billion from \$1.71 billion a year earlier, while net earnings rose +8.0% to \$119.0 million from \$110.2 million. [Quick Link 3](#)
-  Nike Inc's revenue increased +0.1% for the quarter ended August 2017 to \$9.07 billion from \$9.06 billion a year earlier, while net income fell -24.0% to \$0.95 billion from \$1.25 billion. [Quick Link 4](#)
-  CarMax Inc's net sales increased +9.7% for the quarter ended August 2017 to \$4.39 billion from \$4.00 billion a year earlier, while net earnings rose +11.7% to \$181.4 million from \$162.4 million. [Quick Link 5](#)



Consumer Staples:

-  ConAgra Foods Inc's net sales decreased -5.3% for the quarter ended August 2017 to \$1.80 billion from \$1.90 billion a year earlier, while net income fell -18.1% to \$152.5 million from \$186.2 million. [Quick Link 6](#)
-  McCormick & Company Inc's net sales increased +9.2% for the quarter ended August 2017 to \$1.19 billion from \$1.09 billion a year earlier, while net income fell -15.3% to \$108.2 million from \$127.7 million. [Quick Link 7](#)
-  General Mills Inc's net sales decreased -3.6% for the quarter ended August 2017 to \$3.77 billion from \$3.91 billion a year earlier, while net earnings fell -1.1% to \$404.7 million from \$409.0 million. [Quick Link 8](#)
-  Kroger Co's net sales increased +3.9% for the quarter ended July 2017 to \$27.60 billion from \$26.57 billion a year earlier, while net earnings fell -7.8% to \$353.0 million from \$383.0 million. [Quick Link 9](#)








Health Care:

-  The Cooper Cos Inc's net sales increased +8.0% for the quarter ended July 2017 to \$556.0 million from \$514.7 million a year earlier, while net income rose +17.9% to \$103.6 million from \$87.9 million. [Quick Link 10](#)

Industrials:

-  Cintas Corp's revenue increased +26.8% for the quarter ended August 2017 to \$1.61 billion from \$1.27 billion a year earlier, while net income rose +57.3% to \$217.2 million from \$138.1 million. [Quick Link 11](#)
-  FedEx Corp's revenue increased +4.4% for the quarter ended August 2017 to \$15.30 billion from \$14.66 billion a year earlier, while net income fell -16.6% to \$596.0 million from \$715.0 million. [Quick Link 12](#)

Information Technology:

-  Palo Alto Networks Inc reported a net loss of \$216.6 million for the year ended July 2017 compared to a net loss of \$192.7 million a year earlier, while revenue increased +27.5% to \$1.76 billion from \$1.38 billion. [Quick Link 13](#)
-  Micron Technology Inc's net sales increased +63.9% for the year ended August 2017 to \$20.32 billion from \$12.40 billion a year earlier, while net income rose sharply to \$5.09 billion from \$0.28 billion. [Quick Link 14](#)
-  Oracle Corp's revenue increased +6.9% for the quarter ended August 2017 to \$9.19 billion from \$8.60 billion a year earlier, while net income rose +20.8% to \$2.21 billion from \$1.83 billion. [Quick Link 15](#)
-  Hewlett Packard Enterprise Co's revenue increased +2.5% for the quarter ended July 2017 to \$8.21 billion from \$8.01 billion a year earlier, while net earnings fell -92.5% to \$0.17 billion from \$2.27 billion. [Quick Link 16](#)
-  Adobe Systems Inc's revenue increased +26.0% for the quarter ended August 2017 to \$1.84 billion from \$1.46 billion a year earlier, while net income rose +54.9% to \$419.6 million from \$270.8 million. [Quick Link 17](#)
-  Red Hat Inc's revenue increased +20.6% for the quarter ended August 2017 to \$723.4 million from \$599.8 million a year earlier, while net income rose +64.8% to \$96.9 million from \$58.8 million. [Quick Link 18](#)
-  Accenture Plc's revenue increased +5.7% for the year ended August 2017 to \$36.77 billion from \$34.80 billion a year earlier, while net income fell -16.1% to \$3.45 billion from \$4.11 billion. [Quick Link 19](#)

1. "Carnival Corporation & plc Reports Q3 Earnings" <http://phx.corporate-ir.net/phoenix.zhtml?c=140690&p=irol-newsArticle&ID=2302910> (Accessed Sept 28, 2017).
2. "AutoZone Inc presents Fiscal Year 2017 financial results" <http://phx.corporate-ir.net/phoenix.zhtml?c=76792&p=irol-newsArticle&ID=2301440> (Accessed Sept 20, 2017).
3. "Darden Restaurants Reports Fiscal 2018 Q1 Results" <https://goo.gl/QoT7KA> (Accessed Sept 28, 2017).
4. "Nike Inc reports Q1, Fiscal 2018 result" http://s1.q4cdn.com/806093406/files/doc_presentations/2018/FY18-Q1-Combined-NIKE-Press-Release-Schedules-FINAL.PDF (Accessed Sept 28, 2017).
5. "CarMax Reports Second Quarter Results" <http://investors.carmax.com/news-releases/news-releases-details/2017/CarMax-Reports-Second-Quarter-Results/default.aspx> (Accessed Sept 25, 2017).
6. "ConAgra Foods Inc reports Q1,fiscal year 2018 financial results" <http://www.conagrabrands.com/news-room/news-conagra-brands-reports-strong-first-quarter-prn-122609> (Accessed Oct 3, 2017).
7. "McCormick & Company Inc reports financial result for Q3,ending August,2017" <https://goo.gl/iM1NpG> (Accessed Oct 3, 2017).
8. "General Mills Reports Fiscal 2018 Q1 Results" <http://investors.generalmills.com/2017-09-20-General-Mills-Reports-Fiscal-2018-First-Quarter-Results> (Accessed Sept 25, 2017).
9. "Kroger Reports Second Quarter Results" <http://ir.kroger.com/file/Index?KeyFile=390213891> (Accessed Sept 15, 2017).
10. "The Cooper Companies Announces Q3 2017 Results" <http://investor.cooperco.com/releasedetail.cfm?ReleaseID=1038888> (Accessed Sept 14, 2017).
11. "Cintas Corporation Announces Fiscal 2018 Q1 Results" <http://phx.corporate-ir.net/External.File?item=UGFyZW50SUK9Njc5OTg0fENoaWxkSUK9Mzg5MjY2fFR5cGUK9MQ==&t=1> (Accessed Oct 3, 2017).
12. "FedEx Corp. Reports First Quarter Earnings " http://s1.q4cdn.com/714383399/files/doc_news/earnings/2018/FedEx-Q1-FY18-Earnings-Release.pdf (Accessed Sept 25, 2017).
13. " Palo Alto Networks Reports Fiscal year 2017 Financial Results " <https://goo.gl/8b1EJg> (Accessed Sept 14, 2017).
14. "Micron Technology, Inc., Reports Results for Full Year of 2017" <http://investors.micron.com/releasedetail.cfm?ReleaseID=1041722> (Accessed Sept 28, 2017).
15. "Oracle Corp presents quarterly report for period ending August,2017" <http://investor.oracle.com/financial-news/financial-news-details/2017/Q1-FY18-GAAP-EPS-UP-19-TO-052-and-NON-GAAP-EPS-UP-12-TO-062/default.aspx> (Accessed Sept 22, 2017).
16. HPE Reports Fiscal 2017 Q3 Results" <http://investors.hpe.com/~media/Files/H/HP-Enterprise-IR/documents/q3-2017-quarterly-results.pdf> (Accessed Sept 14, 2017).
17. "Adobe Reports Third Quarter Results" <http://news.adobe.com/press-release/corporate/adobe-reports-record-revenue-4> (Accessed Sept 22, 2017).
18. "Red Hat Reports Q2 Results for Fiscal Year 2018" <https://investors.redhat.com/news-and-events/press-releases/2017/09-25-2017-211504433> (Accessed Sept 28, 2017).
19. "Accenture Reports Full-Year Fiscal 2017 Results" <http://investor.accenture.com/~media/Files/A/Accenture-IR/quarterly-earnings/2017/q4fy17/accenture-news-release-q4fy17.pdf> (Accessed Oct 3, 2017).