

SND1000 Report

Monthly Report on the Developed International 1000

September 2017

Index Fundamentals

TTM EPS S&P 500 SND1000 116.91 62.14			TTM P/E S&P 500 SND1000 21.55 18.92			TTM Div. Yield S&P 500 SND1000 1.97 2.99		
Forward EPS S&P 500 SND1000 130.64 77.10			Forward P/E S&P 500 SND1000 19.28 15.25			Forward Div. Yield S&P 500 SND1000 1.96 3.06		
Forecast S&P 500 SND1000 +11.74% +24.07%						Forecast S&P 500 SND1000 -0.51% +2.34%		

Source: Bloomberg

Index Performance

Total Return Price Appreciation		Compound Annual Growth Rate	
1 Month	2.40%	1 Year	20.61%
YTD	20.98%	3 Year	5.70%
1 Year	20.61%	5 Year	8.80%
3 Year	18.10%	Since Inception	4.13%
5 Year	52.46%		
Inception	105.25%		

*Returns under 1 year are not annualized




Source: S-Network as of 09/30/2017

SND1000 Sector Performance (08/31/17 – 09/30/17)		Leading Movers				
Consumer Discretionary	2.07%	Company Name	Ticker	Opening	Closing	Change
Consumer Staples	-1.05%	NEXT PLC	NXT LN	53.24	70.46	32.34%
Energy	7.32%	JOHNSON MATTHEY PLC	JMAT LN	35.64	45.81	28.54%
Financials	2.61%	CENOVUS ENERGY INC	CVE CN	7.80	10.02	28.48%
Health Care	-1.42%	ENCANA CORPORATION	ECA CN	9.30	11.77	26.52%
Industrials	3.53%	OCI NV	OCI NA	18.93	23.38	23.50%
Information Technology	3.94%	Lagging Movers				
Materials	0.84%	Company Name	Ticker	Opening	Closing	Change
Real Estate	3.35%	CATCHER TECHNOLOGY CO LTD	2474 TT	12.18	9.30	-23.64%
Telecommunication Services	-2.16%	GEMALTO NV	GTO NA	53.93	44.61	-17.29%
Utilities	-1.18%	FORTESCUE METALS GROUP LTD	FMG AU	4.76	4.03	-15.41%
		TECK RESOURCES LIMITED CLASS B SV	TECK/B CN	24.81	21.04	-15.19%
		PEGATRON CORP	4938 TT	3.01	2.59	-14.01%




Consumer Discretionary:

-  Dollarama Inc's net sales increased +11.5% for the quarter ended July 2017 to \$812.5 million from \$729.0 million a year earlier, while net earnings rose +23.9% to \$131.8 million from \$106.4 million. [Quick Link 1](#)
-  Sekisui House Ltd's net sales increased +6.3% for the half year ended July 2017 to ¥1.01 trillion from ¥0.95 trillion a year earlier, while net profit rose +17.2% to ¥61.01 billion from ¥52.07 billion. [Quick Link 2](#)
-  Barratt Developments Plc's revenue increased +9.7% for the year ended June 2017 to £4.65 billion from £4.24 billion a year earlier, while net profit rose +11.9% to £615.8 million from £550.3 million. [Quick Link 3](#)
-  H & M Hennes & Mauritz AB's net sales increased +4.6% for the quarter ended August 2017 to SEK51.23 billion from SEK48.98 billion a year earlier, while net profit fell -20.3% to SEK3.84 billion from SEK4.82 billion. [Quick Link 4](#)
-  Hermes International's revenue increased +11.1% for the half year ended June 2017 to €2.71 billion from €2.44 billion a year earlier, while net income rose +11.0% to €605.2 million from €545.4 million. [Quick Link 5](#)
-  Jd Sports Fashion Plc's revenue increased +41.2% for the half year ended July 2017 to £1.37 billion from £0.97 billion a year earlier, while net profit rose +35.5% to £78.7 million from £58.1 million. [Quick Link 6](#)
-  Next Plc's revenue decreased -2.6% for the half year ended July 2017 to £1.89 billion from £1.94 billion a year earlier, while net profit fell -7.8% to £252.2 million from £273.5 million. [Quick Link 7](#)
-  Kingfisher Plc's net sales increased +4.5% for the half year ended July 2017 to £6.01 billion from £5.75 billion a year earlier, while net profit fell -8.1% to £295.0 million from £321.0 million. [Quick Link 8](#)
-  Inditex SA's net sales increased +11.5% for the half year ended July 2017 to €11.67 billion from €10.47 billion a year earlier, while net income rose +8.7% to €1.37 billion from €1.26 billion. [Quick Link 9](#)
-  Carnival Plc's revenue increased +8.2% for the quarter ended August 2017 to \$5.52 billion from \$5.10 billion a year earlier, while net income fell -6.3% to \$1.33 billion from \$1.42 billion. [Quick Link 10](#)
-  Mediaset reported a net profit of €74.8 million for the half year ended June 2017 compared to a net loss of €28.2 million a year earlier, while revenue decreased -1.1% to €1.85 billion from €1.87 billion. [Quick Link 11](#)
-  Hella KGaA Hueck & Co's net sales increased +5.2% for the quarter ended August 2017 to €1.63 billion from €1.55 billion a year earlier, while net earnings fell -0.8% to €82.6 million from €83.2 million. [Quick Link 12](#)
-  Nitori Holdings's net sales increased +11.5% for the half year ended August 2017 to ¥283.95 billion from ¥254.76 billion a year earlier, while net income rose +6.7% to ¥35.03 billion from ¥32.83 billion. [Quick Link 13](#)


Consumer Staples:

-  Alimentation Couche-Tard Inc's revenue increased +17.0% for the year ended July 2017 to \$9.85 billion from \$8.42 billion a year earlier, while net earnings rose +13.0% to \$364.7 million from \$322.8 million. [Quick Link 14](#)
-  Wm Morrison Supermarkets Plc's revenue increased +4.9% for the half year ended July 2017 to £8.42 billion from £8.03 billion a year earlier, while net profit rose +46.4% to £161.0 million from £110.0 million. [Quick Link 15](#)
-  Tsuruha Holdings Inc's net sales increased +6.0% for the quarter ended August 2017 to ¥156.06 billion from ¥147.28 billion a year earlier, while net income rose +11.7% to ¥6.99 billion from ¥6.26 billion. [Quick Link 16](#)







Financials:

-  Partners Group Holding AG's revenue increased +24.6% for the half year ended June 2017 to CHF550.5 million from CHF441.9 million a year earlier, while net profit rose +41.6% to CHF359.4 million from CHF253.7 million. [Quick Link 17](#)
-  Wendel SA reported a net income of €125.8 million for the half year ended June 2017 compared to a net loss of €313.2 million a year earlier, while net sales increased +10.0% to €4.17 billion from €3.79 billion. [Quick Link 18](#)
-  Helvetia Holding AG's revenue increased +3.0% for the half year ended June 2017 to CHF4.86 billion from CHF4.72 billion a year earlier, while net profit rose +13.3% to CHF210.3 million from CHF185.6 million. [Quick Link 19](#)




Health Care:

-  Orpea's revenue increased +10.9% for the half year ended June 2017 to €1.53 billion from €1.38 billion a year earlier, while net profit rose +27.3% to €96.1 million from €75.5 million. [Quick Link 20](#)


Industrials:

-  Bolloré's net sales increased +42.6% for the Half Year ended June 2017 to €7.06 billion from €4.95 billion a year earlier, while net income rose +23.5% to €505.0 million from €409.0 million. [Quick Link 21](#)
-  IHS Markit Ltd reported a net income of \$145.9 million for the quarter ended August 2017 compared to a net loss of \$31.7 million a year earlier, while revenue increased +24.9% to \$904.7 million from \$724.6 million. [Quick Link 22](#)
-  Ashtead Group Plc's revenue increased +24.5% for the quarter ended July 2017 to £880.1 million from £707.1 million a year earlier, while net profit rose +28.0% to £150.0 million from £117.2 million. [Quick Link 23](#)
-  Capita Plc's revenue decreased -1.4% for the half year ended June 2017 to £2.13 billion from £2.16 billion a year earlier, while net profit fell -51.9% to £25.1 million from £52.2 million. [Quick Link 24](#)
-  Smiths Group Plc's revenue increased +11.2% for the year ended July 2017 to £3.28 billion from £2.95 billion a year earlier, while net profit rose +120.1% to £570.0 million from £259.0 million. [Quick Link 25](#)
-  NWS Holdings Ltd's revenue increased +6.4% for the year ended June 2017 to HKD31.39 billion from HKD29.50 billion a year earlier, while net profit rose +14.7% to HKD5.63 billion from HKD4.91 billion. [Quick Link 26](#)


Information Technology:

-  Gemalto NV reported a net loss of €473.3 million for the half year ended June 2017 compared to a net profit of €57.7 million a year earlier, while revenue decreased -6.7% to €1.39 billion from €1.49 billion. [Quick Link 27](#)
-  Rocket Internet SE reported a net loss of €25.4 million for the half year ended June 2017 compared to a net loss of €582.6 million a year earlier, while revenue decreased -37.2% to €18.0 million from €28.6 million. [Quick Link 28](#)
-  Oracle Corp Japan's revenue increased +6.9% for the quarter ended August 2017 to ¥41.26 billion from ¥38.59 billion a year earlier, while net income rose +8.7% to ¥8.48 billion from ¥7.80 billion. [Quick Link 29](#)


Materials:

-  OCI NV reported a net loss of \$35.1 million for the half year ended June 2017 compared to a net profit of \$218.4 million a year earlier, while revenue increased +5.1% to \$1.03 billion from \$0.98 billion. [Quick Link 30](#)

Real Estate:

-  Sun Hung Kai Properties's revenue decreased -14.2% for the year ended June 2017 to HKD78.21 billion from HKD91.18 billion a year earlier, while net profit rose +27.9% to HKD41.78 billion from HKD32.67 billion. [Quick Link 31](#)
- New World Development Company Limited's revenue decreased -4.9% for the year ended June 2017 to HKD56.63 billion from HKD59.57 billion a year earlier, while net profit fell -11.4% to HKD7.68 billion from HKD8.67 billion. [Quick Link 32](#)

Telecommunication Services:

-  Iliad SA's revenue increased +7.0% for the half year ended June 2017 to €2.46 billion from €2.30 billion a year earlier, while net profit rose +22.2% to €232.6 million from €190.4 million. [Quick Link 33](#)

Utilities:

-  Rubis SCA's revenue increased +25.5% for the quarter ended June 2017 to €1.82 billion from €1.45 billion a year earlier, while net income rose +28.3% to €147.0 million from €114.6 million. [Quick Link 34](#)

1. "Dollarama Inc reports second quarter result ending July,2017" <http://www.dollarama.com/wp-content/uploads/2017/09/2nd-quarter-press-release.pdf> (Accessed Sept 18, 2017).
2. "Sekisui House Ltd presents half year financial report ending July 2017" http://www.sekisuihouse.co.jp/english/financial/library/results/data/_icsFiles/afifile/2017/09/07/t20170907e.pdf (Accessed Sept 18, 2017).
3. "Barratt Developments Plc presents yearly financial report ending June,2017" <http://www.barrattddevelopments.co.uk/~media/Files/B/Barratt-Developments/repots-presentation/2017/full-year-results-statement.pdf> (Accessed Sept 18, 2017).
4. "H & M Hennes & Mauritz AB presewnts quarterly report ending August,2017" https://about.hm.com/content/dam/hmgroup/groupsite/documents/en/cision/2017/09/2033603_en.pdf (Accessed Oct 2, 2017).
5. "Hermes International presents Half-Year financial result" <http://finance.hermes.com/en/content/download/201355/1431117/file/ANG-Communique%CC%81+14092017-site.pdf> (Accessed Sept 19, 2017).
6. "Jd Sports Fashion Plc presents Half-Year Financial report" <http://otp.investis.com/clients/uk/jdsports1/rns/regulatory-story.aspx?cid=222&newsid=924056> (Accessed Sept 19, 2017).
7. "Next Plc results for the Half Year ending July 2017" <http://www.nextplc.co.uk/~media/Files/N/Next-PLC-V2/documents/reports-and-presentations/2017/HYJuly2017.pdf> (Accessed Sept 19, 2017).
8. "Kingfisher Plc presents Half-Yearly report ending July,2017" http://www.kingfisher.com/files/results/2017/interim17/2017_interim_results.pdf (Accessed Oct 2, 2017).
9. "Inditex SA presents Half-Yearly report ending July,2017" <https://www.inditex.com/documents/10279/341344/INDITEX+1H2017+Results.pdf/2bb7ea7b-a47b-8f5e-6f63-9b2418d4653f> (Accessed Sept 25, 2017).
10. "Carnival Corporation & plc Reports Third Quarter Earnings" <http://phx.corporate-ir.net/phoenix.zhtml?c=140690&p=irol-newsArticle&ID=2302910> (Accessed Sept 26, 2017).
11. "Mediaset presents half yearly 2017 report" [http://www.mediaset.it/grupppomediasset/bin/22.\\$split/1H2017_download.pdf](http://www.mediaset.it/grupppomediasset/bin/22.$split/1H2017_download.pdf) (Accessed Oct 2, 2017).
12. "Hella KGaA Hueck & Co presents financial reports for Q1,Fiscal Year 17-18" http://www.hella.com/hella-com/assets/media_global/HELLA_QB1_2017_EN_secured.pdf (Accessed Oct 2, 2017).
13. "Nitori Holdings announced Half Yearly financial result ending August,2017" http://www.nitorihd.co.jp/en/ir/items/NTR_201802_2Q_Consolidated%20Financial%20Summary.pdf (Accessed Oct 2, 2017).
14. "Alimentation Couche-Tard Inc presents yearly report ending July, 2017" <http://corpo.couche-tard.com/wp-content/uploads/2014/06/2018-Q1-Quarterly-report-En.pdf> (Accessed Sept 18, 2017).
15. "Wm Morrison Supermarkets Plc results for Half -Year to July 2017" <https://www.morrisons-corporate.com/Documents/corporate2017/Interims%20RNS%20-%20Final%20Combined%20-%20Web%20Version.pdf> (Accessed Sept 19, 2017).
16. "Tsuruha Holdings Inc presents Q1,Fiscal Year ending May 2018 financial results" http://www.tsuruha-hd.co.jp/ir/en/result/earning_release/2017_sep_19.pdf (Accessed Sept 25, 2017).
17. "Partners Group reports half year 2017 financial results" http://e3.marco.ch/publish/partnersgroup/36_7065/20170912_Interim_Report_FINAL.pdf (Accessed Sept 18, 2017).
18. "Wendel SA Half Yearly 2017 financial result" http://www.wendelgroup.com/sites/default/files/condensed_consolidated_financial_statements_h12017.pdf (Accessed Sept 18, 2017).
19. "Helvetia Holding AG presents half yearly financial result ending June 2017" <https://www.helvetia.com/content/dam/os/corporate/web/de/home/medien/publikationen/halbjahresabschluss/2017/2017-letter-to-shareholders.pdf> (Accessed Sept 18, 2017).
20. "Orpea presents half yearly 2017 report" http://www.orpea-corp.com/images/orpeafinance/pdf/Communiqués/ENG/2017/ORPEA_HY17_Results_ENG.pdf (Accessed Oct 3, 2017).
21. "Bollere presents half -Yearly 2017 financial result" http://www.bollere.com/DownloadHandler.ashx?url=/media/86900/09-01-17-bollere_-re_sultats-1s2017_en.pdf (Accessed Sept 25, 2017).
22. "IHS Markit Reports Third Quarter 2017 Results" <http://investor.ihsmarkit.com/phoenix.zhtml?c=188457&p=irol-newsArticle&ID=2302799> (Accessed Sept 29, 2017).
23. "Ashtead Group Plc presents Q1,2017 financial result" <http://www.ashtead-group.com/lib/docs/165429-q1-2018-press-release.pdf> (Accessed Sept 19, 2017).
24. "Capita Plc presents Half year results ending June,2017" <http://www.capita.com/media/2830/capita-half-year-results-statement-2017.pdf> (Accessed Sept 25, 2017).
25. "Smiths Group plc announces yearly result ending July 2017" <https://www.smiths.com/siteFiles/resources/documents/annual-results-s8119-2017-press-release-ag4.pdf> (Accessed Sept 25, 2017).
26. "NWS Holdings Announces FY2017 Annual Results" <http://www.nws.com.hk/pdf/EN/PR20170920E.pdf> (Accessed Sept 25, 2017).
27. "Gemalto NV presents half yearly financial report ending June,2017" <http://www.gemalto.com/investors-site/Documents/2017-09-01-Gemalto-2017-H1-Results-semi-annual-report.pdf> (Accessed Sept 18, 2017).
28. "Rocket Internet SE presents Half -Yearly report ending June 2017" https://www.rocket-internet.com/sites/default/files/investors/RISE_CIFS_H1_2017_ENG.pdf (Accessed Sept 29, 2017).
29. "Oracle Corp Japan Reports First Quarter 2018 Results" http://www.oracle.co.jp/corp/IR/doc/201709/FY18Q1_tanshin_Eng.pdf (Accessed Oct 3, 2017).
30. "OCI NV presents Half Yearly financial statements period ending June 2017" http://www.oci.nl/media/cms_page_media/62/Q2%202017%20F5%20Final.pdf (Accessed Sept 19, 2017).

31. "Sun Hung Kai Properties presents yearly financial report" https://m.shkp.com/html/results_announcement/annual2017/e_0016_2017_AnnualResults.pdf (Accessed Sept 19, 2017).
32. "New World Development Company Limited announced FY2017 Yearly results" <http://pdf.nwd.com.hk/lib/presentation2017ar.pdf> (Accessed Sept 25, 2017).
33. "Iliad SA presents half yearly financial result ending June,2017" http://www.iliad.fr/finances/2017/Rapport_Gestion_S1_2017_010917_Eng.pdf (Accessed Sept 18, 2017).
34. "Rubis SCA presents half year financial report ending June, 2017" http://www.rubis.fr/system/attachment_files/files/000/000/089/en/original/RFS_sept_2017_EN-mise_en_ligne.pdf?1504799248 (Accessed Sept 18, 2017).