

# SND2000 Report

## Monthly Report on the Developed International 2000

### October 2018

### Index Fundamentals

<b>TTM EPS</b> <u>MXEA</u> <u>SND2000</u> 127.96      85.49 <b>Forward EPS</b> <u>MXEA</u> <u>SND2000</u> 136.42      88.83 <b>Forecast</b> <u>MXEA</u> <u>SND2000</u> +6.61%      +3.91%				<b>TTM P/E</b> <u>MXEA</u> <u>SND2000</u> 14.19      13.61 <b>Forward P/E</b> <u>MXEA</u> <u>SND2000</u> 13.31      13.10				<b>TTM Div. Yield</b> <u>MXEA</u> <u>SND2000</u> 3.48      3.32 <b>Forward Div. Yield</b> <u>MXEA</u> <u>SND2000</u> 3.60      3.42 <b>Forecast</b> <u>MXEA</u> <u>SND2000</u> +3.45%      +3.01%			
---	--	---	--	--	--	--	--	---	--	---	--

Source: Bloomberg

### Index Performance




Total Return Price Appreciation		Compound Annual Growth Rate	
<b>1 Month</b>	<b>-8.70%</b>	<b>1 Year</b>	<b>-7.17%</b>
<b>YTD</b>	<b>-9.54%</b>	<b>3 Year</b>	<b>4.86%</b>
<b>1 Year</b>	<b>-7.17%</b>	<b>5 Year</b>	<b>2.80%</b>
<b>3 Year</b>	<b>15.30%</b>	<b>Since Inception</b>	<b>3.67%</b>
<b>5 Year</b>	<b>14.80%</b>		
<b>Inception</b>	<b>97.37%</b>		

\*Returns under 1 year are not annualized






Source: S-Network as of 10/31/2018

SND2000 Sector Performance (09/30/18 – 10/31/18)		Leading Movers				
<b>Consumer Discretionary</b>	<b>-9.71%</b>	Company Name	Ticker	Opening	Closing	Change
<b>Consumer Staples</b>	<b>-5.97%</b>	NTT URBAN DEVELOPMENT	8933 JP	11.46	14.83	29.45%
<b>Energy</b>	<b>-8.83%</b>	NETENT AB	NETB SS	4.05	5.11	26.25%
<b>Financials</b>	<b>-8.74%</b>	AIXTRON SE	AIXA GR	10.13	12.57	24.14%
<b>Health Care</b>	<b>-7.06%</b>	DIALOG SEMICONDUCTOR PLC	DLG GR	21.85	26.38	20.71%
<b>Industrials</b>	<b>-10.37%</b>	DON QUIJOTE HOLDINGS CO LTD	7532 JP	50.61	59.72	18.02%
<b>Information Technology</b>	<b>-11.68%</b>	<b>Lagging Movers</b>				
<b>Materials</b>	<b>-10.13%</b>	Company Name	Ticker	Opening	Closing	Change
<b>Real Estate</b>	<b>-6.55%</b>	NAVER CORP	035420 KS	645.09	100.26	-84.46%
<b>Telecommunication Services</b>	<b>-6.36%</b>	DISTRIBUIDORA INTL DE ALIMENTACION SA	DIA SM	2.32	0.75	-67.51%
<b>Utilities</b>	<b>-4.39%</b>	MAXAR TECHNOLOGIES LTD	MAXR CN	32.90	14.98	-54.47%
		AMOREPACIFIC CORP	090430 KS	235.15	133.98	-43.03%
		OBRASCON HUARTE	OHL SM	1.99	1.14	-42.66%






## Consumer Discretionary:

-  Sony Corp's net sales increased +5.8% for the quarter ended September 2018 to ¥2.18 trillion from ¥2.06 trillion a year earlier, while net income rose +32.2% to ¥173.00 billion from ¥130.90 billion. [Quick Link 1](#)
-  Daimler AG's revenues decreased -1.3% for the quarter ended September 2018 to €40.21 billion from €40.75 billion a year earlier, while net profit fell -21.4% to €1.69 billion from €2.15 billion. [Quick Link 2](#)
-  Honda Motor Co Ltd's revenues increased +1.6% for the quarter ended September 2018 to ¥3.84 trillion from ¥3.78 trillion a year earlier, while net income rose +19.6% to ¥229.23 billion from ¥191.65 billion. [Quick Link 3](#)








## Consumer Staples:





-  Anheuser-Busch InBev's revenues decreased -9.9% for the quarter ended September 2018 to €13.28 billion from €14.74 billion a year earlier, while net income fell -53.4% to €0.96 billion from €2.06 billion. [Quick Link 4](#)
-  Kao Corp's net sales increased +1.9% for the nine months ended September 2018 to ¥1.10 trillion from ¥1.08 trillion a year earlier, while net income rose +3.1% to ¥99.40 billion from ¥96.40 billion. [Quick Link 5](#)
-  Seven & I Holdings Co Ltd's revenues increased +11.7% for the half year ended August 2018 to ¥3.34 trillion from ¥2.99 trillion a year earlier, while net income rose +13.4% to ¥101.36 billion from ¥89.42 billion. [Quick Link 6](#)
-  Japan Tobacco Inc's revenues increased +9.7% for the quarter ended September 2018 to ¥600.50 billion from ¥547.60 billion a year earlier, while net income rose +7.9% to ¥116.60 billion from ¥108.10 billion. [Quick Link 7](#)
-  Tesco Plc's revenues increased +12.0% for the half year ended August 2018 to £31.73 billion from £28.34 billion a year earlier, while net income fell -32.4% to £426.0 million from £630.0 million. [Quick Link 8](#)

## Energy:







-  Total SA's revenues increased +30.5% for the quarter ended September 2018 to \$48.40 billion from \$37.08 billion a year earlier, while net income rose +47.8% to \$4.08 billion from \$2.76 billion. [Quick Link 9](#)
-  BP Plc's revenues increased +32.9% for the quarter ended September 2018 to \$80.80 billion from \$60.81 billion a year earlier, while net income rose +93.2% to \$3.40 billion from \$1.76 billion. [Quick Link 10](#)
-  Suncor Energy Inc's net sales increased +46.0% for the quarter ended September 2018 to CAD3.14 billion from CAD2.15 billion a year earlier, while net profit rose +40.3% to CAD1.81 billion from CAD1.29 billion. [Quick Link 11](#)
-  Eni SpA's net sales increased +26.2% for the quarter ended September 2018 to €19.91 billion from €15.78 billion a year earlier, while net profit rose +350.0% to €1.53 billion from €0.34 billion. [Quick Link 12](#)
-  Equinor Asa reported a net income of \$1.67 billion for the quarter ended September 2018 compared to a net loss of \$0.48 billion a year earlier, while revenues increased +40.6% to \$19.14 billion from \$13.61 billion. [Quick Link 13](#)

## Financials:





-  HSBC Holdings Plc's net sales increased +2.3% for the quarter ended September 2018 to \$16.60 billion from \$16.22 billion a year earlier, while net income rose +28.8% to \$4.52 billion from \$3.51 billion. [Quick Link 14](#)
-  Banco Santander SA's net sales decreased -1.2% for the nine months ended September 2018 to €35.88 billion from €36.33 billion a year earlier, while net income rose +13.0% to €5.74 billion from €5.08 billion. [Quick Link 15](#)
-  BNP Paribas SA's revenues decreased -0.4% for the quarter ended September 2018 to €10.35 billion from €10.39 billion a year earlier, while net income rose +3.9% to €2.12 billion from €2.04 billion. [Quick Link 16](#)
-  UBS Group AG's net sales increased +1.8% for the quarter ended September 2018 to CHF7.28 billion from CHF7.15 billion a year earlier, while net profit rose +31.6% to CHF1.25 billion from CHF0.95 billion. [Quick Link 17](#)
-  Australia & New Zealand Banking Group Ltd's net sales increased +2.2% for the year ended September 2018 to AUD19.83 billion from AUD19.40 billion a year earlier, while net profit fell from AUD6.40 billion from AUD6.41 billion. [Quick Link 18](#)
-  Banco Bilbao Vizcaya Argentaria SA's net sales decreased -10.8% for the quarter ended September 2018 to €5.52 billion from €6.19 billion a year earlier, while net income rose +46.5% to €1.67 billion from €1.14 billion. [Quick Link 19](#)
-  Barclays Plc's net sales increased +0.1% for the quarter ended September 2018 to £16.06 billion from £16.05 billion a year earlier, while net income rose sharply to £2.14 billion from £0.15 billion. [Quick Link 20](#)

-  Deutsche Boerse AG's revenues increased +11.8% for the quarter ended September 2018 to €745.1 million from €666.6 million a year earlier, while net profit rose +10.7% to €230.9 million from €208.6 million. [Quick Link 21](#)
-  United Overseas Bank Ltd's net sales increased +13.5% for the quarter ended September 2018 to \$1.60 billion from \$1.41 billion a year earlier, while net profit rose +16.9% to \$1.04 billion from \$0.89 billion. [Quick Link 22](#)
-  Investor 'B's net sales increased +337.9% for the quarter ended September 2018 to SEK25.66 billion from SEK5.86 billion a year earlier, while net income rose +376.7% to SEK25.60 billion from SEK5.37 billion. [Quick Link 23](#)
-  ORIX Corp's revenues decreased -16.9% for the half year ended September 2018 to ¥1262.00 billion from ¥1517.80 billion a year earlier, while net income fell -6.6% to ¥155.00 billion from ¥166.00 billion. [Quick Link 24](#)











### Health Care:

-  Novartis Ag Reg's net sales increased +3.0% for the quarter ended September 2018 to \$12.78 billion from \$12.41 billion a year earlier, while net income fell -22.1% to \$1.62 billion from \$2.08 billion. [Quick Link 25](#)
-  Sanofi-Aventis's net sales increased +3.6% for the quarter ended September 2018 to €9.39 billion from €9.06 billion a year earlier, while net income rose +45.5% to €2.27 billion from €1.56 billion. [Quick Link 26](#)
-  GlaxoSmithKline's net sales increased +3.2% for the quarter ended September 2018 to £8.09 billion from £7.84 billion a year earlier, while net income rose +7.9% to £1.51 billion from £1.40 billion. [Quick Link 27](#)
-  Shire Plc's revenues increased +4.6% for the quarter ended September 2018 to \$3.87 billion from \$3.70 billion a year earlier, while net income fell -2.5% to \$537.2 million from \$550.8 million. [Quick Link 28](#)
-  Koninklijke Philips NV's revenues increased +3.9% for the quarter ended September 2018 to €4.31 billion from €4.15 billion a year earlier, while net income fell -31.0% to €292.0 million from €423.0 million. [Quick Link 29](#)
-  Astellas Pharma Inc's net sales increased +1.1% for the half year ended September 2018 to ¥647.10 billion from ¥639.75 billion a year earlier, while net income rose +17.0% to ¥124.79 billion from ¥106.64 billion. [Quick Link 30](#)




### Industrials:

-  Airbus Group NV's revenues increased +6.3% for the nine months ended September 2018 to €40.42 billion from €38.01 billion a year earlier, while net income rose +3.6% to €1.45 billion from €1.40 billion. [Quick Link 31](#)
-  Canadian National Railway Co's revenues increased +14.6% for the quarter ended September 2018 to \$3.69 billion from \$3.22 billion a year earlier, while net income rose +11.1% to \$1.10 billion from \$0.99 billion. [Quick Link 32](#)
-  Central Japan Railway Co's revenues increased +1.4% for the quarter ended September 2018 to ¥736.99 billion from ¥727.11 billion a year earlier, while net profit fell -16.7% to ¥56.48 billion from ¥67.84 billion. [Quick Link 33](#)
-  ABB Ltd's revenues increased +6.2% for the quarter ended September 2018 to \$9.26 billion from \$8.72 billion a year earlier, while net income rose +5.6% to \$603.0 million from \$571.0 million. [Quick Link 34](#)
-  Nidec Corp's net sales increased +8.6% for the half year ended September 2018 to ¥777.60 billion from ¥715.89 billion a year earlier, while net income rose +32.1% to ¥78.91 billion from ¥59.73 billion. [Quick Link 35](#)
-  East Japan Railway Co's revenues increased +2.1% for the half year ended September 2018 to ¥1.49 trillion from ¥1.46 trillion a year earlier, while net income rose +0.2% to ¥178.90 billion from ¥178.60 billion. [Quick Link 36](#)
-  FANUC Corp's net sales decreased -0.8% for the half year ended September 2018 to ¥344.95 billion from ¥347.61 billion a year earlier, while net income fell -4.7% to ¥81.69 billion from ¥85.76 billion. [Quick Link 37](#)
-  Mitsui & Co Ltd's revenues increased +34.3% for the half year ended September 2018 to ¥3.21 trillion from ¥2.39 trillion a year earlier, while net profit fell -6.5% to ¥222.87 billion from ¥238.31 billion. [Quick Link 38](#)
-  Volvo AB's net sales increased +20.8% for the quarter ended September 2018 to SEK92.28 billion from SEK76.40 billion a year earlier, while net income rose +38.0% to SEK7.52 billion from SEK5.45 billion. [Quick Link 39](#)
-  Canadian Pacific Railway Ltd's revenues increased +18.8% for the quarter ended September 2018 to CAD1.90 billion from CAD1.60 billion a year earlier, while net income rose +22.0% to CAD622.0 million from CAD510.0 million. [Quick Link 40](#)
-  Komatsu Ltd's net sales increased +13.8% for the half year ended September 2018 to ¥1.32 trillion from ¥1.16 trillion a year earlier, while net income rose +23.2% to ¥125.39 billion from ¥101.76 billion. [Quick Link 41](#)
-  Mitsubishi Electric Corp's net sales increased +2.8% for the half year ended September 2018 to ¥2.17 trillion from ¥2.11 trillion a year earlier, while net income fell -15.4% to ¥102.30 billion from ¥120.90 billion. [Quick Link 42](#)
-  Atlas Copco's revenues increased +12.6% for the quarter ended September 2018 to SEK23.68 billion from SEK21.03 billion a year earlier, while net income fell -14.7% to SEK3.78 billion from SEK4.43 billion. [Quick Link 43](#)


## Information Technology:

-  Samsung Electronics Co Ltd's net sales increased +5.5% for the quarter ended September 2018 to KRW65.46 trillion from KRW62.05 trillion a year earlier, while net profit rose +17.5% to KRW13.15 trillion from KRW11.19 trillion. [Quick Link 44](#)
-  Taiwan Semiconductor Manufacturing Co Ltd's net sales increased +3.3% for the quarter ended September 2018 to TWD260.4 billion from TWD252.1 billion a year earlier, while net income fell -1.0% to TWD89.1 billion from TWD89.9 billion. [Quick Link 45](#)
-  SAP SE's revenues increased +7.7% for the quarter ended September 2018 to €6.02 billion from €5.59 billion a year earlier, while net income fell -1.0% to €973.0 million from €983.0 million. [Quick Link 46](#)
-  ASML Holding NV's net sales increased +13.5% for the quarter ended September 2018 to €2.78 billion from €2.45 billion a year earlier, while net income rose +22.1% to €680.4 million from €557.1 million. [Quick Link 47](#)
-  Nintendo Co Ltd's net sales increased +4.0% for the half year ended September 2018 to ¥388.91 billion from ¥374.04 billion a year earlier, while net income rose +25.4% to ¥64.58 billion from ¥51.50 billion. [Quick Link 48](#)
-  Canon Inc's net sales decreased -6.8% for the quarter ended September 2018 to ¥926.50 billion from ¥994.49 billion a year earlier, while net income fell -26.6% to ¥46.26 billion from ¥63.05 billion. [Quick Link 49](#)
-  SK Hynix Inc's revenues increased +41.0% for the quarter ended September 2018 to KRW11.42 trillion from KRW8.10 trillion a year earlier, while net income rose +53.3% to KRW4.69 trillion from KRW3.06 trillion. [Quick Link 50](#)
-  Hitachi Ltd's revenues increased +2.5% for the half year ended September 2018 to ¥4.49 trillion from ¥4.38 trillion a year earlier, while net income rose +20.1% to ¥192.90 billion from ¥160.60 billion. [Quick Link 51](#)
-  Nokia reported a net loss of €79.0 million for the quarter ended September 2018 compared to a net loss of €183.0 million a year earlier, while net sales decreased -0.7% to €5.46 billion from €5.50 billion. [Quick Link 52](#)
-  Ericsson LM Telefonaktie reported a net income of SEK2.75 billion for the quarter ended September 2018 compared to a net loss of SEK3.46 billion a year earlier, while net sales increased +8.9% to SEK53.81 billion from SEK49.41 billion. [Quick Link 53](#)

## Materials:

-  BASF SE's net sales increased +7.5% for the quarter ended September 2018 to €15.61 billion from €14.52 billion a year earlier, while net income fell -10.4% to €1.20 billion from €1.34 billion. [Quick Link 54](#)
-  Shin-Etsu Chemical Co Ltd's net sales increased +13.9% for the half year ended September 2018 to ¥791.70 billion from ¥694.93 billion a year earlier, while net income rose +43.4% to ¥158.82 billion from ¥110.73 billion. [Quick Link 55](#)
-  Akzo Nobel NV's revenues decreased -3.7% for the quarter ended September 2018 to €2.33 billion from €2.42 billion a year earlier, while net income rose +19.2% to €155.0 million from €130.0 million. [Quick Link 56](#)

## Telecommunication Services:

-  Telefonica SA's revenues decreased -8.2% for the quarter ended September 2018 to €11.70 billion from €12.75 billion a year earlier, while net income rose +35.7% to €1.14 billion from €0.84 billion. [Quick Link 57](#)
-  Orange's revenues increased +0.6% for the quarter ended September 2018 to €10.31 billion from €10.25 billion a year earlier, while net income rose +3.1% to €3.69 billion from €3.58 billion. [Quick Link 58](#)
-  NTT DOCOMO Inc's revenues increased +4.4% for the half year ended September 2018 to ¥2.39 trillion from ¥2.29 trillion a year earlier, while net income rose +3.8% to ¥407.06 billion from ¥392.08 billion. [Quick Link 59](#)

## Utilities:

-  Iberdrola SA's revenues increased +19.7% for the quarter ended September 2018 to €26.28 billion from €21.96 billion a year earlier, while net profit fell -13.6% to €2.09 billion from €2.42 billion. [Quick Link 60](#)

1. "Sony Corp Reports Second Quarter 2018 Results" [https://www.sony.net/SonyInfo/IR/library/presen/er/pdf/18q2\\_sonypre.pdf](https://www.sony.net/SonyInfo/IR/library/presen/er/pdf/18q2_sonypre.pdf) (Accessed November 1, 2018).
2. "Daimler AG Reports Third Quarter 2018 Results" <https://www.daimler.com/documents/investors/reports/interim-reports/q3/daimler-ir-interimreport-q3-2018.pdf> (Accessed October 30, 2018).
3. "Honda Motor Co., Ltd. Fiscal Second Quarter Results" [https://global.honda/content/dam/site/global/investors/cq\\_img/library/financialresult/FY201903\\_2Q\\_financial\\_result\\_e.pdf](https://global.honda/content/dam/site/global/investors/cq_img/library/financialresult/FY201903_2Q_financial_result_e.pdf) (Accessed November 1, 2018).
4. "Anheuser-Busch InBev Reports Third Quarter 2018 Results" <https://tinyurl.com/y8yqp5fb> (Accessed October 30, 2018).
5. "Kao Corp Reports First Nine Months results" <https://www.kao.com/content/dam/sites/kao/www-kao-com/global/en/investor-relations/pdf/results-fy2018-q3-all.pdf> (Accessed October 30, 2018).
6. "Seven & i Holdings Co., Ltd. Reports Half Year 2018 Results" [http://www.7andi.com/dbps\\_data/\\_template/\\_user/\\_SITE/\\_localhost/\\_res/en/ir/library/kt/pdf/2018\\_1011kte.pdf](http://www.7andi.com/dbps_data/_template/_user/_SITE/_localhost/_res/en/ir/library/kt/pdf/2018_1011kte.pdf) (Accessed October 15, 2018).
7. "Japan Tobacco Inc Reports Third Quarter 2018 Results" [https://www.jt.com/investors/results/forecast/pdf/2018/Third\\_Quarter/20181031\\_07.pdf](https://www.jt.com/investors/results/forecast/pdf/2018/Third_Quarter/20181031_07.pdf) (Accessed November 2, 2018).
8. "Tesco Plc Reports Half Year Results" <https://www.tescopl.com/media/475153/tesco-plc-interim-results-1819.pdf> (Accessed October 15, 2018).
9. "Total SA Reports Third Quarter 2018 Results" [https://www.total.com/sites/default/files/atoms/files/3q18\\_results.pdf](https://www.total.com/sites/default/files/atoms/files/3q18_results.pdf) (Accessed October 30, 2018).
10. "BP Plc Reports Third Quarter 2018 Results" <https://www.bp.com/content/dam/bp/en/corporate/pdf/investors/bp-third-quarter-2018-results.pdf> (Accessed November 1, 2018).
11. "Suncor Energy Reports Third Quarter 2018 Results" <https://www.suncor.com/en-CA/Newsroom/News-Releases/1640720> (Accessed November 1, 2018).
12. "Eni Reports Third Quarter 2018 Results" [https://www.eni.com/docs/en\\_IT/enicom/media/press-release/2018/10/eni-third-quarter-2018-ceo-claudio-descalzi-comments-results.pdf](https://www.eni.com/docs/en_IT/enicom/media/press-release/2018/10/eni-third-quarter-2018-ceo-claudio-descalzi-comments-results.pdf) (Accessed October 30, 2018).
13. "Equinor Reports Third Quarter 2018 Results" <https://www.equinor.com/content/dam/statoil/documents/quarterly-reports/2018/q3-2018/equinor-press-release-q3-2018.pdf> (Accessed October 30, 2018).
14. "HSBC Holdings Plc Reports Third Quarter 2018 Results" <https://www.hsbc.com/-/media/hsbc-com/investorrelationsassets/hsbc-results/2018/3q/hsbc-holdings-plc/181029-3q-2018-earnings-release-en.pdf> (Accessed October 30, 2018).
15. "Banco Santander SA Reports Third Quarter 2018 Results" [https://www.santander.com/csgs/Satellite/CFWCSancomQP01/en\\_GB/pdf/Folleto\\_3T18\\_ENG.pdf](https://www.santander.com/csgs/Satellite/CFWCSancomQP01/en_GB/pdf/Folleto_3T18_ENG.pdf) (Accessed November 1, 2018).
16. "BNP Paribas SA Reports Third Quarter 2018 Results" <https://invest.bnpparibas.com/documents/3q18-quarterlyseries-76194> (Accessed November 1, 2018).
17. "UBS Group AG Reports Third Quarter 2018 Results" <https://tinyurl.com/yakna6qs> (Accessed October 30, 2018).
18. "Australia & New Zealand Banking Group Ltd ANZ Full Year 2018 Results" [https://shareholder.anz.com/sites/default/files/event\\_files/au\\_2018\\_fy\\_group\\_ra\\_-\\_final.xlsx](https://shareholder.anz.com/sites/default/files/event_files/au_2018_fy_group_ra_-_final.xlsx) (Accessed November 1, 2018).
19. "BBVA Group Reports Third Quarter 2018 Results" <https://shareholdersandinvestors.bbva.com/wp-content/uploads/2018/10/30102018QuarterlyReport3Q18-1.pdf> (Accessed November 1, 2018).
20. "Barclays PLC Reports Third Quarter 2018 Results" <https://home.barclays/content/dam/home-barclays/documents/investor-relations/ResultAnnouncements/2018q3results/20181024-Barclays-Q318-Results-Announcement.pdf> (Accessed October 30, 2018).
21. "Deutsche Boerse AG Reports Third Quarter 2018 Results" [http://deutsche-boerse.com/blob/3508666/100c26dd813f066a2d065636885f2b2e/data/gdb-quartalsbericht-q3-2018\\_en.pdf](http://deutsche-boerse.com/blob/3508666/100c26dd813f066a2d065636885f2b2e/data/gdb-quartalsbericht-q3-2018_en.pdf) (Accessed October 30, 2018).
22. "United Overseas Bank Ltd Reports Third Quarter 2018 Results" [https://uob.listedcompany.com/newsroom/20181026\\_064440\\_U11\\_CNHTV1YOU8ATZRC.1.pdf](https://uob.listedcompany.com/newsroom/20181026_064440_U11_CNHTV1YOU8ATZRC.1.pdf) (Accessed October 30, 2018).
23. "Investor 'B' Reports Third Quarter 2018 Results" <https://vp053.alertir.com/afw/files/press/investor/201810173099-1.pdf> (Accessed October 18, 2018).
24. "ORIX Reports Second Quarter 2019 Results" [https://www.orix.co.jp/grp/en/pdf/news/181026\\_kessanE.pdf](https://www.orix.co.jp/grp/en/pdf/news/181026_kessanE.pdf) (Accessed October 30, 2018).
25. "Novartis Reports Third Quarter 2018 Results" <https://www.novartis.com/sites/www.novartis.com/files/q3-2018-media-release-en.pdf> (Accessed October 30, 2018).
26. "Sanofi Reports Third Quarter 2018 Results" <http://hugin.info/152918/R/2223156/871205.pdf> (Accessed November 1, 2018).
27. "GSK Reports Third Quarter 2018 Results" <https://www.gsk.com/media/5166/q3-2018-results-announcement.pdf> (Accessed November 1, 2018).
28. "Shire Plc Reports Third Quarter 2018 Results" <https://shire.co/2AGEfPk> (Accessed November 1, 2018).
29. "Koninklijke Philips NV Reports Third Quarter 2018 Results" <https://www.results.philips.com/#/performance-highlights> (Accessed October 30, 2018).
30. "Astellas Pharma Inc Reports Half Year 2018 Results" [https://sw4503.swcms.net/en/ir-library/business-results/inframe/main/06/teaserItems1/00/linkList/0/link/2q2019\\_en.pdf](https://sw4503.swcms.net/en/ir-library/business-results/inframe/main/06/teaserItems1/00/linkList/0/link/2q2019_en.pdf) (Accessed November 2, 2018).
31. "Airbus Reports Nine-Month 2018 financial Results" [https://www.airbus.com/content/dam/corporate-topics/financial-and-company-information/Airbus\\_9m\\_2018\\_PRESS\\_RELEASE.pdf](https://www.airbus.com/content/dam/corporate-topics/financial-and-company-information/Airbus_9m_2018_PRESS_RELEASE.pdf) (Accessed November 1, 2018).
32. "CN Reports Third Quarter 2018 Results" <https://www.cn.ca/en/news/2018/10/cn-reports-q3-2018-financial-results/> (Accessed October 30, 2018).
33. "West Japan Railway Company Reports Second Quarter 2018 Results" <https://www.westjr.co.jp/global/en/ir/library/flash-report/pdf/fr201810.pdf> (Accessed November 1, 2018).
34. "ABB Ltd Reports Third Quarter 2018 Results" <https://resources.news.e.abb.com/attachments/published/9046/en-US/166AA8088325/ABB-Q3-2018-financial-information.pdf> (Accessed October 30, 2018).

35. "Nidec Corp Reports Half Year 2018 Results" <http://az369030.vo.msecnd.net/pdf/corporate/181023-01e.pdf> (Accessed October 30, 2018).
36. "East Japan Railway Company Reports Half Year 2018 Results" [http://www.jreast.co.jp/e/investor/financial/2019/pdf/2019\\_02q\\_financialresults.pdf](http://www.jreast.co.jp/e/investor/financial/2019/pdf/2019_02q_financialresults.pdf) (Accessed October 30, 2018).
37. "FANUC Corp Reports Half Year 2018 Results" [https://www.fanuc.co.jp/en/ir/announce/pdf/financialresult201809\\_e.pdf](https://www.fanuc.co.jp/en/ir/announce/pdf/financialresult201809_e.pdf) (Accessed October 30, 2018).
38. "Mitsui & Co Ltd Reports Half Year 2018 Results" [https://www.mitsui.com/jp/en/ir/library/meeting/\\_icsFiles/afieldfile/2018/10/30/en\\_193\\_2q\\_ta.pdf](https://www.mitsui.com/jp/en/ir/library/meeting/_icsFiles/afieldfile/2018/10/30/en_193_2q_ta.pdf) (Accessed November 2, 2018).
39. "Volvo AB Reports Third Quarter 2018 Results" <https://www.volvogroup.com/content/dam/volvo/volvo-group/markets/global/en-en/news/2018/oct/Volvo-Q3-2018--PDF--2018-10-19-05-20-29.pdf> (Accessed October 30, 2018).
40. "Canadian Pacific Railway Limited Reports Third Quarter 2018 Results" <https://tinyurl.com/y7jhfx7q> (Accessed October 30, 2018).
41. "Komatsu Ltd Reports Half Year 2018 Results" [https://home.komatsu/en/press/2018/acc/1200857\\_1827.html](https://home.komatsu/en/press/2018/acc/1200857_1827.html) (Accessed October 30, 2018).
42. "Mitsubishi Electric Reports Half Year 2018 Results" <http://www.mitsubishielectric.com/news/2018/1029.pdf> (Accessed October 30, 2018).
43. "Atlas Copco Reports Third Quarter 2018 Results" <https://www.atlascopcogroup.com/en/investor-relations/financial-reports-presentations/financial-publications> (Accessed October 30, 2018).
44. "Samsung Electronics Co Ltd Reports Third Quarter 2018 Results" [https://images.samsung.com/is/content/samsung/p5/global/ir/docs/2018\\_3Q\\_conference\\_eng.pdf](https://images.samsung.com/is/content/samsung/p5/global/ir/docs/2018_3Q_conference_eng.pdf) (Accessed November 5, 2018).
45. "TSMC Reports Third Quarter 2018 Results" <http://www.tsmc.com/tsmcdotcom/PRListingNewsAction.do?action=detail&language=E&newsid=THPGHKHTHTH> (Accessed October 30, 2018).
46. "SAP Reports Third Quarter 2018 Results" <https://www.sap.com/investors/en.html#pdf-asset=865dec61-237d-0010-87a3-c30de2ffd8ff&page=1> (Accessed October 30, 2018).
47. "ASML Holding N.V. Reports Third Quarter 2018 Results" [https://staticwww.asml.com/doclib/investor/financial\\_results/2018/asml\\_20181017\\_US\\_GAAP\\_2018\\_Q3\\_8MampReEmqC3Xmdu.pdf](https://staticwww.asml.com/doclib/investor/financial_results/2018/asml_20181017_US_GAAP_2018_Q3_8MampReEmqC3Xmdu.pdf) (Accessed October 18, 2018).
48. "Nintendo Co Ltd Consolidated Reports Second Quarter 2018 Results" <https://www.nintendo.co.jp/ir/pdf/2018/181030e.pdf> (Accessed November 1, 2018).
49. "Canon Inc Reports Third Quarter 2018 Results" <https://global.canon/en/ir/results/2018/rslt2018q3e.pdf> (Accessed November 1, 2018).
50. "SK Hynix Inc. Reports Third Quarter 2018 Results" <https://www.skhynix.com/board/download.do?seq=1977> (Accessed October 30, 2018).
51. "Hitachi Ltd Reports Half Year 2018 Results" [http://www.hitachi.com/New/cnews/month/2018/10/181026/2018\\_2Q.pdf](http://www.hitachi.com/New/cnews/month/2018/10/181026/2018_2Q.pdf) (Accessed October 30, 2018).
52. "Nokia Interim Reports Third Quarter 2018 Results" [https://www.nokia.com/sites/default/files/files/nokia\\_results\\_2018\\_q3.pdf](https://www.nokia.com/sites/default/files/files/nokia_results_2018_q3.pdf) (Accessed October 30, 2018).
53. "Ericsson LM Telefonaktie Reports Third Quarter 2018 Results" [https://www.ericsson.com/assets/local/investors/documents/financial-reports-and-filings/interim-reports-archive/2018/q318\\_tables\\_eng.xlsx](https://www.ericsson.com/assets/local/investors/documents/financial-reports-and-filings/interim-reports-archive/2018/q318_tables_eng.xlsx) (Accessed October 30, 2018).
54. "BASF Group Reports Third Quarter 2018 Results" <https://on.basf.com/2ASXlf> (Accessed October 30, 2018).
55. "Shin-Etsu Chemical Co Ltd Reports Half Year 2018 Results" <https://www.shinetsu.co.jp/en/ir/pdf/2018/1026conE.pdf> (Accessed October 30, 2018).
56. "Akzo Nobel Reports Third Quarter 2018 Results" [https://c5dd57fd9022a24b6fb9-071c5b2fa223735c2037fe72e7d4ea3f.ssl.cf3.rackcdn.com/20181016\\_q3\\_2018\\_final\\_report\\_1630hrs.pdf](https://c5dd57fd9022a24b6fb9-071c5b2fa223735c2037fe72e7d4ea3f.ssl.cf3.rackcdn.com/20181016_q3_2018_final_report_1630hrs.pdf) (Accessed October 18, 2018).
57. "Telefonica SA Reports Third Quarter 2018 Results" <https://www.telefonica.com/documents/162467/142176244/rdos18t3-data.zip> (Accessed November 1, 2018).
58. "Orange Reports Third Quarter 2018 Results" [https://www.orange.com/en/content/download/48609/1388804/version/2/file/PR\\_Orange\\_Q3\\_2018\\_EN.pdf](https://www.orange.com/en/content/download/48609/1388804/version/2/file/PR_Orange_Q3_2018_EN.pdf) (Accessed October 30, 2018).
59. "NTT DOCOMO Inc Reports Half Year 2018 Results" [https://www.nttdocomo.co.jp/english/corporate/ir/binary/pdf/library/earnings/earnings\\_release\\_fy2018\\_2q\\_e.pdf](https://www.nttdocomo.co.jp/english/corporate/ir/binary/pdf/library/earnings/earnings_release_fy2018_2q_e.pdf) (Accessed November 2, 2018).
60. "Iberdrola SA Reports Third Quarter 2018 Results" [https://www.iberdrola.com/wcorp/gc/prod/en\\_US/conocenos/docs/2018\\_Results\\_9M.pdf](https://www.iberdrola.com/wcorp/gc/prod/en_US/conocenos/docs/2018_Results_9M.pdf) (Accessed October 30, 2018).