

SNE500 Report

Monthly Report on the Developed International Europe 500 Large Cap

September 2017

Index Fundamentals

TTM EPS S&P 500 116.91 SNE500 52.32 Forward EPS S&P 500 130.64 SNE500 74.73 Forecast S&P 500 +11.74% SNE500 +42.83%		TTM P/E S&P 500 21.55 SNE500 23.27 Forward P/E S&P 500 19.28 SNE500 16.29		TTM Div. Yield S&P 500 1.97 SNE500 3.26 Forward Div. Yield S&P 500 1.96 SNE500 3.33 Forecast S&P 500 -0.51% SNE500 +2.15%	
--	--	--	--	--	--

Source: Bloomberg

Index Performance











Total Return Price Appreciation		Compound Annual Growth Rate	
1 Month	3.33%	1 Year	24.01%
YTD	24.19%	3 Year	5.49%
1 Year	24.01%	5 Year	9.36%
3 Year	17.38%	Since Inception	4.65%
5 Year	56.44%		
Inception	124.00%		

*Returns under 1 year are not annualized


Source: S-Network as of 09/30/2017

SNE500 Sector Performance (08/31/17 – 09/30/17)		Leading Movers				
Consumer Discretionary	4.70%	Company Name	Ticker	Opening	Closing	Change
Consumer Staples	4.73%	NEXT PLC	NXT LN	53.24	70.46	32.34%
Energy	-0.27%	JOHNSON MATTHEY PLC	JMAT LN	35.64	45.81	28.54%
Financials	4.20%	OCI NV	OCI NA	18.93	23.38	23.50%
Health Care	3.51%	JD SPORTS FASHION PLC	JD/ LN	4.18	5.02	20.04%
Industrials	3.96%	ALSTOM	ALO FP	35.49	42.41	19.49%
Information Technology	-0.99%	Lagging Movers				
Materials	2.36%	Company Name	Ticker	Opening	Closing	Change
Real Estate	-0.18%	GEMALTO NV	GTO NA	53.93	44.61	-17.29%
Telecommunication Services	7.77%	ALTICE NV	ATC NA	23.01	20.00	-13.09%
Utilities	0.03%	SIEMENS GAMESA RENEWABLE ENER	SGRE SM	14.90	13.04	-12.53%
		FRESNILLO PLC	FRES LN	20.84	18.82	-9.68%
		CAPITA PLC	CPI LN	8.36	7.57	-9.49%




Consumer Discretionary:

-  Carnival Plc's revenue increased +8.2% for the quarter ended August 2017 to \$5.52 billion from \$5.10 billion a year earlier, while net income fell -6.3% to \$1.33 billion from \$1.42 billion. [Quick Link 1](#)
-  Hella KGaA Hueck & Co's net sales increased +5.2% for the quarter ended August 2017 to €1.63 billion from €1.55 billion a year earlier, while net earnings fell -0.8% to €82.6 million from €83.2 million. [Quick Link 2](#)
-  Inditex SA's net sales increased +11.5% for the half year ended July 2017 to €11.67 billion from €10.47 billion a year earlier, while net income rose +8.7% to €1.37 billion from €1.26 billion. [Quick Link 3](#)
-  Jd Sports Fashion Plc's revenue increased +41.2% for the half year ended July 2017 to £1.37 billion from £0.97 billion a year earlier, while net profit rose +35.5% to £78.7 million from £58.1 million. [Quick Link 4](#)
-  Kingfisher Plc's net sales increased +4.5% for the half year ended July 2017 to €6.01 billion from €5.75 billion a year earlier, while net profit fell -8.1% to £295.0 million from £321.0 million. [Quick Link 5](#)
-  Mediaset reported a net profit of €74.8 million for the half year ended June 2017 compared to a net loss of €28.2 million a year earlier, while revenue decreased -1.1% to €1.85 billion from €1.87 billion. [Quick Link 6](#)
-  Next Plc's revenue decreased -2.6% for the half year ended July 2017 to £1.89 billion from £1.94 billion a year earlier, while net profit fell -7.8% to £252.2 million from £273.5 million. [Quick Link 7](#)
-  Hermes International's revenue increased +11.1% for the half year ended June 2017 to €2.71 billion from €2.44 billion a year earlier, while net income rose +11.0% to €605.2 million from €545.4 million. [Quick Link 8](#)
-  Barratt Developments Plc's revenue increased +9.7% for the year ended June 2017 to £4.65 billion from £4.24 billion a year earlier, while net profit rose +11.9% to £615.8 million from £550.3 million. [Quick Link 9](#)
-  H & M Hennes & Mauritz AB's net sales increased +4.6% for the quarter ended August 2017 to SEK51.23 billion from SEK48.98 billion a year earlier, while net profit fell -20.3% to SEK3.84 billion from SEK4.82 billion. [Quick Link 10](#)


Consumer Staples:

-  Wm Morrison Supermarkets Plc's revenue increased +4.9% for the half year ended July 2017 to £8.42 billion from £8.03 billion a year earlier, while net profit rose +46.4% to £161.0 million from £110.0 million. [Quick Link 11](#)






Financials:

-  Helvetia Holding AG's revenue increased +3.0% for the half year ended June 2017 to CHF4.86 billion from CHF4.72 billion a year earlier, while net profit rose +13.3% to CHF210.3 million from CHF185.6 million. [Quick Link 12](#)
-  Wendel SA reported a net income of €125.8 million for the half year ended June 2017 compared to a net loss of €313.2 million a year earlier, while net sales increased +10.0% to €4.17 billion from €3.79 billion. [Quick Link 13](#)
-  Partners Group Holding AG's revenue increased +24.6% for the half year ended June 2017 to CHF550.5 million from CHF441.9 million a year earlier, while net profit rose +41.6% to CHF359.4 million from CHF253.7 million. [Quick Link 14](#)



Health Care:

-  Orpea's revenue increased +10.9% for the half year ended June 2017 to €1.53 billion from €1.38 billion a year earlier, while net profit rose +27.3% to €96.1 million from €75.5 million. [Quick Link 15](#)


Industrials:

-  Ashtead Group Plc's revenue increased +24.5% for the quarter ended July 2017 to £880.1 million from £707.1 million a year earlier, while net profit rose +28.0% to £150.0 million from £117.2 million. [Quick Link 16](#)
-  Capita Plc's revenue decreased -1.4% for the half year ended June 2017 to £2.13 billion from £2.16 billion a year earlier, while net profit fell -51.9% to £25.1 million from £52.2 million. [Quick Link 17](#)
-  Smiths Group Plc's revenue increased +11.2% for the year ended July 2017 to £3.28 billion from £2.95 billion a year earlier, while net profit rose +120.1% to £570.0 million from £259.0 million. [Quick Link 18](#)
-  IHS Markit Ltd reported a net income of \$145.9 million for the quarter ended August 2017 compared to a net loss of \$31.7 million a year earlier, while revenue increased +24.9% to \$904.7 million from \$724.6 million. [Quick Link 19](#)
-  Bolloré's net sales increased +42.6% for the quarter ended June 2017 to €7.06 billion from €4.95 billion a year earlier, while net income rose +23.5% to €505.0 million from €409.0 million. [Quick Link 20](#)


Information Technology:

-  Gemalto NV reported a net loss of €473.3 million for the half year ended June 2017 compared to a net profit of €57.7 million a year earlier, while revenue decreased -6.7% to €1.39 billion from €1.49 billion. [Quick Link 21](#)
-  Rocket Internet SE reported a net loss of €25.4 million for the half year ended June 2017 compared to a net loss of €582.6 million a year earlier, while revenue decreased -37.2% to €18.0 million from €28.6 million. [Quick Link 22](#)


Materials:

-  OCI NV reported a net loss of \$35.1 million for the half year ended June 2017 compared to a net profit of \$218.4 million a year earlier, while revenue increased +5.1% to \$1.03 billion from \$0.98 billion. [Quick Link 23](#)

Telecommunication Services:

-  Iliad SA's revenue increased +7.0% for the half year ended June 2017 to €2.46 billion from €2.30 billion a year earlier, while net profit rose +22.2% to €232.6 million from €190.4 million. [Quick Link 24](#)

Utilities:

-  Rubis SCA's revenue increased +25.5% for the quarter ended June 2017 to €1.82 billion from €1.45 billion a year earlier, while net income rose +28.3% to €147.0 million from €114.6 million. [Quick Link 25](#)

Quick Links

1. "Carnival Corporation & plc Reports Third Quarter Earnings" <http://phx.corporate-ir.net/phoenix.zhtml?c=140690&p=irol-newsArticle&ID=2302910> (Accessed Sept 26, 2017).
2. "Hella KGaA Hueck & Co presents financial reports for Q1,Fiscal Year 17-18" http://www.hella.com/hella-com/assets/media_global/HELLA_QB1_2017_EN_secured.pdf (Accessed Oct 2, 2017).
3. "Inditex SA presents Half-Yearly report ending July,2017" <https://www.inditex.com/documents/10279/341344/INDITEX+1H2017+Results.pdf/2bb7ea7b-a47b-8f5e-6f63-9b2418d4653f> (Accessed Sept 25, 2017).
4. "Jd Sports Fashion Plc presents Half-Year Financial report" <http://otp.investis.com/clients/uk/jdsports1/rns/regulatory-story.aspx?cid=222&newsid=924056> (Accessed Sept 19, 2017).
5. "Kingfisher Plc presents Half-Yearly report ending July,2017" http://www.kingfisher.com/files/results/2017/interim17/2017_interim_results.pdf (Accessed Oct 2, 2017).
6. "Mediaset presents half yearly 2017 report" [http://www.mediaset.it/gruppomediaset/bin/22.\\$split/1H2017_download.pdf](http://www.mediaset.it/gruppomediaset/bin/22.$split/1H2017_download.pdf) (Accessed Oct 2, 2017).
7. "Next Plc results for the Half Year ending July 2017" <http://www.nextplc.co.uk/~//media/Files/N/Next-PLC-V2/documents/reports-and-presentations/2017/HYJuly2017.pdf> (Accessed Sept 19, 2017).
8. "Hermes International presents Half-Year financial result" <http://finance.hermes.com/en/content/download/201355/1431117/file/ANG-Communique%CC%81+14092017-site.pdf> (Accessed Sept 19, 2017).
9. "Barratt Developments Plc presents yearly financial report ending June,2017" <http://www.barrattddevelopments.co.uk/~//media/Files/B/Barratt-Developments/repots-presentation/2017/full-year-results-statement.pdf> (Accessed Sept 18, 2017).
10. "H & M Hennes & Mauritz AB presewnnts quarterly report ending Aug,2017" https://about.hm.com/content/dam/hmgroup/groupsite/documents/en/cision/2017/09/2033603_en.pdf (Accessed Oct 2, 2017).
11. "Wm Morrison Supermarkets Plc results for Half -Year to July 2017" <https://www.morrisons-corporate.com/Documents/corporate2017/Interims%20RNS%20-%20Final%20Combined%20-%20Web%20Version.pdf> (Accessed Sept 19, 2017).
12. "Helvetia Holding AG presents half yearly financial result ending June 2017" <https://www.helvetia.com/content/dam/os/corporate/web/de/home/medien/publikationen/halbjahresabschluss/2017/2017-letter-to-shareholders.pdf> (Accessed Sept 18, 2017).
13. "Wendel SA Half Yearly 2017 financial result" http://www.wendelgroup.com/sites/default/files/condensed_consolidated_financial_statements_h12017.pdf (Accessed Sept 18, 2017).
14. "Partners Group reports half year 2017 financial results" http://e3.marco.ch/publish/partnersgroup/36_7065/20170912_Interim_Report_FINAL.pdf (Accessed Sept 18, 2017).
15. "Orpea presents half yearly 2017 report" http://www.orpea-corp.com/images/orpeafinance/pdf/Communiqués/ENG/2017/ORPEA_HY17_Results_ENG.pdf (Accessed Oct 3, 2017).
16. "Ashtead Group Plc presents Q1,2017 financial result" <http://www.ashtead-group.com/lib/docs/165429-q1-2018-press-release.pdf> (Accessed Sept 19, 2017).

Quick Links (cont'd)

17. "Capita Plc presents Half year results ending June,2017" <http://www.capita.com/media/2830/capita-half-year-results-statement-2017.pdf> (Accessed Sept 25, 2017).
18. "Smiths Group plc announces yearly result ending July 2017" <https://www.smiths.com/siteFiles/resources/documents/annual-results-s8119-2017-press-release-ag4.pdf> (Accessed Sept 25, 2017).
19. "IHS Markit Reports Third Quarter 2017 Results" <http://investor.ihsmarkit.com/phoenix.zhtml?c=188457&p=irol-newsArticle&ID=2302799> (Accessed Sept 29, 2017).
20. "Bollere presents half -Yearly 2017 financial result" http://www.bollere.com/DownloadHandler.ashx?url=/media/86980/09-01-17-bollere_-re_sultats-1s2017_en.pdf (Accessed Sept 25, 2017).
21. "Gemalto NV presents half yearly financial report ending June,2017" <http://www.gemalto.com/investors-site/Documents/2017-09-01-Gemalto-2017-H1-Results-semi-annual-report.pdf> (Accessed Sept 18, 2017).
22. "Rocket Internet SE presents Half -Yearly report ending June 2017" https://www.rocket-internet.com/sites/default/files/investors/RISE_CIFS_H1_2017_ENG.pdf (Accessed Sept 29, 2017).
23. "OCI NV presents Half Yearly financial statements period ending June 2017" http://www.oci.nl/media/cms_page_media/62/Q2%202017%20FS%20Final.pdf (Accessed Sept 19, 2017).
24. "Iliad SA presents half yearly financial result ending June,2017" http://www.iliad.fr/finances/2017/Rapport_Gestion_S1_2017_010917_Eng.pdf (Accessed Sept 18, 2017).
25. "Rubis SCA presents half year financial report ending June, 2017" http://www.rubis.fr/system/attachment_files/files/000/000/089/en/original/RFS_sept_2017_EN-mise_en_ligne.pdf?1504799248 (Accessed Sept 18, 2017).