

# SNM500 Report

## Monthly Report on the US Equity Mid Cap 500

### September 2017

#### Index Fundamentals

<b>TTM EPS</b> S&P 500 116.91    SNM500 140.20 <b>Forward EPS</b> S&P 500 130.64    SNM500 165.54 <b>Forecast</b> S&P 500 +11.74%    SNM500 +18.07%		<b>TTM P/E</b> S&P 500 21.55    SNM500 26.47 <b>Forward P/E</b> S&P 500 19.28    SNM500 22.42		<b>TTM Div. Yield</b> S&P 500 1.97    SNM500 1.14 <b>Forward Div. Yield</b> S&P 500 1.96    SNM500 1.09 <b>Forecast</b> S&P 500 -0.51%    SNM500 -4.39%	
--	--	--	--	--	--

Source: Bloomberg

#### Index Performance



Total Return Price Appreciation		Compound Annual Growth Rate	
1 Month	-1.87%	1 Year	18.13%
YTD	11.45%	3 Year	8.31%
1 Year	18.13%	5 Year	13.85%
3 Year	27.04%	Since Inception	9.07%
5 Year	91.27%		
Inception	366.99%		

\*Returns under 1 year are not annualized



Source: S-Network as of 09/30/2017

SNM500 Sector Performance (08/31/17 – 09/30/17)		Leading Movers				
Consumer Discretionary	6.60%	Company Name	Ticker	Opening	Closing	Change
Consumer Staples	6.34%	ALNYLAM PHARMACEUTICALS INC	ALNY US	85.73	117.49	37.05%
Energy	5.41%	TRANSOCEAN LTD	RIG US	8.16	10.76	31.86%
Financials	1.68%	PATTERSON-UTI ENERGY INC	PTEN US	15.97	20.94	31.12%
Health Care	4.03%	RPC INC	RES US	19.41	24.79	27.72%
Industrials	0.97%	OASIS PETROLEUM INC	OAS US	7.30	9.12	24.93%
Information Technology	0.77%	Lagging Movers				
Materials	13.62%	Company Name	Ticker	Opening	Closing	Change
Real Estate	-1.17%	INTERCEPT PHARMACEUTICALS INC	ICPT US	116.61	58.04	-50.23%
Telecommunication Services	-0.21%	DEXCOM INC	DXCM US	74.61	48.93	-34.43%
Utilities	-5.68%	TECH DATA CORP	TECD US	110.29	88.85	-19.44%
		RITE AID CORP	RAD US	2.42	1.96	-19.01%
		EXELIXIS INC	EXEL US	29.24	24.23	-17.13%


## Consumer Discretionary:

-  lululemon athletica Inc's revenue increased +12.9% for the quarter ended July 2017 to \$581.1 million from \$514.5 million a year earlier, while net income fell -9.2% to \$48.7 million from \$53.6 million. [Quick Link 1](#)
-  Cracker Barrel Old Country Store Inc's revenue increased +0.7% for the year ended July 2017 to \$2.93 billion from \$2.91 billion a year earlier, while net income rose +6.7% to \$201.9 million from \$189.3 million. [Quick Link 2](#)
-  Bed Bath & Beyond Inc's net sales decreased -1.7% for the quarter ended August 2017 to \$2.94 billion from \$2.99 billion a year earlier, while net earnings fell -43.7% to \$94.2 million from \$167.3 million. [Quick Link 3](#)
-  Thor Industries Inc's net sales increased +58.3% for the year ended July 2017 to \$7.25 billion from \$4.58 billion a year earlier, while net income rose +45.9% to \$374.3 million from \$256.5 million. [Quick Link 4](#)
-  Vail Resorts Inc's revenue increased +19.4% for the year ended July 2017 to \$1.91 billion from \$1.60 billion a year earlier, while net income rose +40.6% to \$210.6 million from \$149.8 million. [Quick Link 5](#)
-  John Wiley & Sons Inc's revenue increased +1.8% for the quarter ended July 2017 to \$411.4 million from \$404.3 million a year earlier, while net income fell -70.2% to \$9.2 million from \$31.0 million. [Quick Link 6](#)


## Consumer Staples:

-  Casey's General Stores Inc's revenue increased +6.1% for the quarter ended July 2017 to \$2.09 billion from \$1.97 billion a year earlier, while net income fell -15.8% to \$56.8 million from \$67.4 million. [Quick Link 7](#)
-  National Beverage Corp's net sales increased +19.7% for the quarter ended July 2017 to \$259.8 million from \$217.1 million a year earlier, while net income rose +32.0% to \$38.3 million from \$29.0 million. [Quick Link 8](#)




## Financials:

-  FactSet Research Systems Inc's revenue increased +8.0% for the year ended August 2017 to \$1.22 billion from \$1.13 billion a year earlier, while net income fell -23.8% to \$258.3 million from \$338.8 million. [Quick Link 9](#)





## Health Care:




-  Cantel Medical Corp's net sales increased +15.9% for the year ended July 2017 to \$770.2 million from \$664.8 million a year earlier, while net income rose +19.1% to \$71.4 million from \$60.0 million. [Quick Link 10](#)

## Industrials:


-  Copart Inc's revenue increased +14.2% for the year ended July 2017 to \$1.45 billion from \$1.27 billion a year earlier, while net income rose +45.8% to \$394.2 million from \$270.4 million. [Quick Link 11](#)
-  Hd Supply Holdings Inc's net sales increased +5.5% for the quarter ended July 2017 to \$1.35 billion from \$1.28 billion a year earlier, while net income rose +351.0% to \$442.0 million from \$98.0 million. [Quick Link 12](#)
-  Donaldson Co Inc's net sales increased +6.8% for the year ended July 2017 to \$2.37 billion from \$2.22 billion a year earlier, while net earnings rose +22.0% to \$232.8 million from \$190.8 million. [Quick Link 13](#)

## Information Technology:

-  Jabil Circuit Inc's revenue increased +3.9% for the year ended August 2017 to \$19.06 billion from \$18.35 billion a year earlier, while net income fell -49.2% to \$129.1 million from \$254.1 million. [Quick Link 14](#)
-  SYNnex Corp's revenue increased +16.6% for the quarter ended August 2017 to \$4.28 billion from \$3.67 billion a year earlier, while net income rose +28.0% to \$75.2 million from \$58.7 million. [Quick Link 15](#)
-  Finisar Corp's revenue increased +0.1% for the quarter ended July 2017 to \$341.8 million from \$341.3 million a year earlier, while net income fell -17.1% to \$19.9 million from \$24.0 million. [Quick Link 16](#)
-  Tech Data Corp's net sales increased +39.8% for the quarter ended July 2017 to \$8.88 billion from \$6.35 billion a year earlier, while net income rose +2.3% to \$47.5 million from \$46.4 million. [Quick Link 17](#)

-  Nutanix Inc A reported a net loss of \$458.0 million for the year ended July 2017 compared to a net loss of \$168.5 million a year earlier, while revenue increased +72.4% to \$766.9 million from \$444.9 million. [Quick Link 18](#)
-  Guidewire Software Inc's revenue increased +21.2% for the year ended July 2017 to \$514.3 million from \$424.5 million a year earlier, while net income rose +41.7% to \$21.2 million from \$15.0 million. [Quick Link 19](#)
-  Science Applications International Corp's revenue decreased -1.8% for the quarter ended July 2017 to \$1.08 billion from \$1.10 billion a year earlier, while net income fell -2.7% to \$36.0 million from \$37.0 million. [Quick Link 20](#)

### Materials:

-  Worthington Industries Inc's net sales increased +15.0% for the quarter ended August 2017 to \$848.2 million from \$737.6 million a year earlier, while net earnings fell -30.6% to \$45.5 million from \$65.6 million. [Quick Link 21](#)

## Quick Links

1. "lululemon athletica inc. Announces Q2 Fiscal 2017 Results" [http://files.shareholder.com/downloads/LULU/5191798398x0x955437/10562003-54A9-4942-AAC9-2D27535C351E/LULU\\_News\\_2017\\_8\\_31\\_General\\_Releases.pdf](http://files.shareholder.com/downloads/LULU/5191798398x0x955437/10562003-54A9-4942-AAC9-2D27535C351E/LULU_News_2017_8_31_General_Releases.pdf) (accessed Sept 20,2017)
2. "Cracker Barrel Reports Full Year Fiscal 2017 Results" <http://investor.cbrlgroup.com/static-files/802e9774-62a0-4eb1-9af3-2556317d0e2b> (accessed Sept 20,2017)
3. "Bed Bath & Beyond Inc. Reports Results for Q2, Fiscal 2017" <http://bedbathandbeyond.gcs-web.com/news-releases/news-release-details/bed-bath-beyond-inc-reports-results-fiscal-2017-second-quarter> (accessed Sept 20,2017)
4. "Thor Industries Inc announces Full Year Fiscal 2017 result" <https://goo.gl/VcKTGT> (accessed Oct 2,2017)
5. "Vail Resorts Reports Fiscal 2017 Full Year Results" <http://investors.vailresorts.com/releasedetail.cfm?ReleaseID=1041959> (accessed Oct 2,2017)
6. "John Wiley & Sons Inc quarterly presents financial report" <http://www.wiley.com/legacy/about/corpnews/FY18Q1-10Q.pdf> (accessed Sept 20,2017)
7. "Casey's Reports First Quarter Results" <http://www.nasdaq.com/press-release/caseys-reports-first-quarter-results-expansion-activity-accelerates-20170905-01386> (accessed Sept 20,2017)
8. "National Beverage Corp presents Q1 fiscal year 2018 results" [http://files.shareholder.com/downloads/FIZ/5193385480x0x956105/6D492195-4515-4CD9-A6C3-DA516A3C83A2/FIZZ\\_News\\_2017\\_9\\_7\\_General\\_Releases.pdf](http://files.shareholder.com/downloads/FIZ/5193385480x0x956105/6D492195-4515-4CD9-A6C3-DA516A3C83A2/FIZZ_News_2017_9_7_General_Releases.pdf) (accessed Sept 20,2017)
9. "FactSet Research Systems Inc reports yearly report ending August,2017" <https://goo.gl/ov51gK> (accessed Oct 2,2017)
10. "Cantel Medical Reports yearly Financial Results ending July 2017" [http://files.shareholder.com/downloads/CNTL/5314138810x0x958147/7AB8FC2E-6DC0-4B58-88BC-C7F64AEA41CE/CMD\\_News\\_2017\\_9\\_28\\_General.pdf](http://files.shareholder.com/downloads/CNTL/5314138810x0x958147/7AB8FC2E-6DC0-4B58-88BC-C7F64AEA41CE/CMD_News_2017_9_28_General.pdf) (accessed Oct 2,2017)
11. "Copart Reports Fiscal 2017 Financial Results" <https://www.copart.com/content/us/en/press-releases/cprt%2007.31.2017%20ex%2099-1%20press%20release%20%28002%29.pdf> (Accessed Oct 3, 2017).
12. "HD Supply Holdings, Inc. Announces Q2,2017 Results " [http://files.shareholder.com/downloads/AMDA-1WTUY9/5200599818x0x955803/E146839A-319B-4693-952D-8B9136FFF99F/HDS\\_News\\_2017\\_9\\_6\\_General\\_Releases.pdf](http://files.shareholder.com/downloads/AMDA-1WTUY9/5200599818x0x955803/E146839A-319B-4693-952D-8B9136FFF99F/HDS_News_2017_9_6_General_Releases.pdf) (accessed Sept 20,2017)
13. "Donaldson Reports Full-Year 2017 Earnings" <https://ir.donaldson.com/press-releases/press-release-details/2017/Donaldson-Reports-Fourth-Quarter-and-Full-Year-2017-Earnings/default.aspx> (accessed Sept 25,2017)
14. "Jabil Posts Fiscal Year 2017 Results" <http://jabil.gcs-web.com/node/22131/pdf> (accessed Oct 2,2017)
15. "SYNNEX Corporation Reports Fiscal 2017 Q3 Results" <http://ir.synnex.com/releasedetail.cfm?ReleaseID=1041585> (accessed Sept 26,2017)
16. "Finisar Corp presents quarterly report ending July,2017" <http://files.shareholder.com/downloads/FNSR/5192019444x0xS1094739-17-116/1094739/filing.pdf> (accessed Sept 20,2017)
17. "Tech Data Corporation Reports Q2 Fiscal Year 2018 Results" <http://tecd.client.shareholder.com/releasedetail.cfm?ReleaseID=1038884> (accessed Sept 20,2017)
18. "Nutanix Reports Fiscal 2017 Financial Results" <http://ir.nutanix.com/company/press-releases/press-release-details/2017/Nutanix-Reports-Fourth-Quarter-and-Fiscal-2017-Financial-Results/default.aspx> (accessed Sept 26,2017)
19. "Guidewire Software Announces Fiscal Year 2017 Financial Results" <http://ir.guidewire.com/phoenix.zhtml?c=248177&p=irol-newsArticle&ID=2298928> (accessed Sept 20,2017)
20. "Science Applications International Corp presents Quarter report" <https://goo.gl/QPb9Bg> (accessed Sept 20,2017)
21. "Worthington Reports Q1 Fiscal 2018 Results" <https://worthingtonindustries.gcs-web.com/news-releases/news-release-details/worthington-reports-first-quarter-fiscal-2018-results-0> (accessed Oct 2,2017)