

SNP500 Report

Monthly Report on the Developed International Pacific 500

September 2017

Index Fundamentals

TTM EPS <u>S&P 500</u> <u>SNP500</u> 116.91 70.65 Forward EPS <u>S&P 500</u> <u>SNP500</u> 130.64 76.71 Forecast <u>S&P 500</u> <u>SNP500</u> +11.74% +8.58%				TTM P/E <u>S&P 500</u> <u>SNP500</u> 21.55 15.32 Forward P/E <u>S&P 500</u> <u>SNP500</u> 19.28 14.11				TTM Div. Yield <u>S&P 500</u> <u>SNP500</u> 1.97 2.64 Forward Div. Yield <u>S&P 500</u> <u>SNP500</u> 1.96 2.71 Forecast <u>S&P 500</u> <u>SNP500</u> -0.51% +2.65%			
--	--	---	--	--	--	--	--	---	--	---	--

Source: Bloomberg

Index Performance




Total Return Price Appreciation		Compound Annual Growth Rate	
1 Month	1.28%	1 Year	16.67%
YTD	17.20%	3 Year	5.63%
1 Year	16.67%	5 Year	7.91%
3 Year	17.87%	Since Inception	2.92%
5 Year	46.34%		
Inception	66.53%		

*Returns under 1 year are not annualized



Source: S-Network as of 09/30/2017

SNP500 Sector Performance (08/31/17 – 09/30/17)		Leading Movers				
Consumer Discretionary	3.63%	Company Name	Ticker	Opening	Closing	Change
Consumer Staples	3.11%	CENOVUS ENERGY INC	CVE CN	7.80	10.02	28.48%
Energy	-2.91%	ENCANA CORPORATION	ECA CN	9.30	11.77	26.52%
Financials	1.59%	WYNN MACAU	1128 HK	2.20	2.69	22.75%
Health Care	-2.47%	KINGSTON FINANCIAL GROUP LTD	1031 HK	0.42	0.51	22.68%
Industrials	-2.90%	CELLTRION INC	068270 KS	102.36	124.13	21.27%
Information Technology	1.89%	Lagging Movers				
Materials	6.56%	Company Name	Ticker	Opening	Closing	Change
Real Estate	-1.43%	CATCHER TECHNOLOGY CO LTD	2474 TT	12.18	9.30	-23.64%
Telecommunication Services	1.00%	FORTESCUE METALS GROUP LTD	FMG AU	4.76	4.03	-15.41%
Utilities	-4.31%	TECK RESOURCES LIMITED CLASS B SV	TECK/B CN	24.81	21.04	-15.19%
		PEGATRON CORP	4938 TT	3.01	2.59	-14.01%
		KIA MOTORS CORP	000270 KS	31.53	27.67	-12.24%


Consumer Discretionary:

-  Nitori Holdings's net sales increased +11.5% for the half year ended August 2017 to ¥283.95 billion from ¥254.76 billion a year earlier, while net income rose +6.7% to ¥35.03 billion from ¥32.83 billion. [Quick Link 1](#)
-  Sekisui House Ltd's net sales increased +6.3% for the half year ended July 2017 to ¥1.01 trillion from ¥0.95 trillion a year earlier, while net profit rose +17.2% to ¥61.01 billion from ¥52.07 billion. [Quick Link 2](#)
-  Dollarama Inc's net sales increased +11.5% for the quarter ended July 2017 to \$812.5 million from \$729.0 million a year earlier, while net earnings rose +23.9% to \$131.8 million from \$106.4 million. [Quick Link 3](#)


Consumer Staples:

-  Alimentation Couche-Tard Inc's revenue increased +17.0% for the year ended July 2017 to \$9.85 billion from \$8.42 billion a year earlier, while net earnings rose +13.0% to \$364.7 million from \$322.8 million. [Quick Link 4](#)
-  Tsuruha Holdings Inc's net sales increased +6.0% for the quarter ended August 2017 to ¥156.06 billion from ¥147.28 billion a year earlier, while net income rose +11.7% to ¥6.99 billion from ¥6.26 billion. [Quick Link 5](#)



Industrials:

-  NWS Holdings Ltd's revenue increased +6.4% for the year ended June 2017 to HKD31.39 billion from HKD29.50 billion a year earlier, while net profit rose +14.7% to HKD5.63 billion from HKD4.91 billion. [Quick Link 6](#)

Information Technology:

-  Oracle Corp Japan's revenue increased +6.9% for the quarter ended August 2017 to ¥41.26 billion from ¥38.59 billion a year earlier, while net income rose +8.7% to ¥8.48 billion from ¥7.80 billion. [Quick Link 7](#)

Real Estate:

-  Sun Hung Kai Properties's revenue decreased -14.2% for the year ended June 2017 to HKD78.21 billion from HKD91.18 billion a year earlier, while net profit rose +27.9% to HKD41.78 billion from HKD32.67 billion. [Quick Link 8](#)
-  New World Development Company Limited's revenue decreased -4.9% for the year ended June 2017 to HKD56.63 billion from HKD59.57 billion a year earlier, while net profit fell -11.4% to HKD7.68 billion from HKD8.67 billion. [Quick Link 9](#)

Quick Links

1. "Nitori Holdings announced Half Yearly financial result ending August,2017" http://www.nitorihd.co.jp/en/ir/items/NTR_201802_2Q_Consolidated%20Financial%20Summary.pdf (Accessed Oct 2, 2017).
2. "Sekisui House Ltd presents half year financial report ending July 2017" http://www.sekisuihouse.co.jp/english/financial/library/results/data/_icsFiles/afieldfile/2017/09/07/t20170907e.pdf (Accessed Sept 18, 2017).
3. "Dollarama Inc reports second quarter result ending July,2017" <http://www.dollarama.com/wp-content/uploads/2017/09/2nd-quarter-press-release.pdf> (Accessed Sept 18, 2017).
4. "Alimentation Couche-Tard Inc presents yearly report ending July, 2017" <http://corpo.couche-tard.com/wp-content/uploads/2014/06/2018-Q1-Quarterly-report-En.pdf> (Accessed Sept 18, 2017).
5. "Tsuruha Holdings Inc presents Q1,Fiscal Year ending May 2018 financial results" http://www.tsuruha-hd.co.jp/ir/en/result/earning_release/2017_sep_19.pdf (Accessed Sept 25, 2017).
6. "NWS Holdings Announces FY2017 Annual Results" <http://www.nws.com.hk/pdf/EN/PR20170920E.pdf> (Accessed Sept 25, 2017).
7. "Oracle Corp Japan Reports First Quarter 2018 Results" http://www.oracle.co.jp/corp/IR/doc/201709/FY18Q1_tanshin_Eng.pdf (Accessed Oct 3, 2017).
8. "Sun Hung Kai Properties presents yearly financial report" https://m.shkp.com/html/results_announcement/annual2017/e_0016_2017_AnnualResults.pdf (Accessed Sept 19, 2017).
9. "New World Development Company Limited announced FY2017 Yearly results" <http://pdf.nwd.com.hk/lib/presentation2017ar.pdf> (Accessed Sept 25, 2017).