

SNX1000 Report

Monthly Report on the Emerging Markets 1000

June 2018

Index Fundamentals

TTM EPS <u>MXEF</u> <u>SNX1000</u> 79.75 139.40			TTM P/E <u>MXEF</u> <u>SNX1000</u> 13.41 15.43			TTM Div. Yield <u>MXEF</u> <u>SNX1000</u> 2.60 2.16		
Forward EPS <u>MXEF</u> <u>SNX1000</u> 89.85 160.66			Forward P/E <u>MXEF</u> <u>SNX1000</u> 11.90 13.39			Forward Div. Yield <u>MXEF</u> <u>SNX1000</u> 2.87 2.34		
Forecast <u>MXEF</u> <u>SNX1000</u> +12.66% +15.25%			Forecast <u>MXEF</u> <u>SNX1000</u> +10.38% +8.33%					

Source: Bloomberg

Index Performance


Total Return Price Appreciation		Compound Annual Growth Rate	
1 Month	-5.88%	1 Year	6.77%
YTD	-8.66%	3 Year	1.01%
1 Year	6.77%	5 Year	5.63%
3 Year	3.05%	Since Inception	6.66%
5 Year	31.50%		
Inception	229.70%		


*Returns under 1 year are not annualized

Source: S-Network as of 6/30/2018


SNX1000 Sector Performance (5/31/18 – 6/30/18)		Leading Movers				
Consumer Discretionary	-0.52%	Company Name	Ticker	Opening	Closing	Change
Consumer Staples	-3.77%	UNI PRESIDENT CHINA HOLDINGS LTD	220 HK	8.45	10.08	19.29%
Energy	-2.16%	YTL CORP BHD	YTL MK	0.95	1.13	18.95%
Financials	-4.99%	TOP GLOVE CORP BHD	TOPG MK	10.26	12.14	18.32%
Health Care	-5.78%	MAGAZINE LUIZA SA	MGLU3 BZ	108.42	127.99	18.05%
Industrials	-6.38%	LUPIN LTD	LPC IN	768.00	903.70	17.67%
Information Technology	-4.09%	Lagging Movers				
Materials	-4.26%	Company Name	Ticker	Opening	Closing	Change
Real Estate	-6.22%	ZTE CORP	000063 CH	31.31	13.03	-58.38%
Telecommunication Services	-2.40%	TONGWEI CO LTD	600438 CH	11.28	6.90	-38.83%
Utilities	-4.56%	SUNGROW POWER SUPPLY CO LTD	300274 CH	14.29	8.97	-37.23%
		CHINA FIRST CAPITAL GROUP LTD	1269 HK	7.86	5.00	-36.39%
		CHANGYUAN GROUP LTD	600525 CH	15.78	10.57	-33.02%

Consumer Discretionary:


 Mr Price Group Ltd's revenues increased +8.0% for the fiscal year ended March 2018 to ZAR21.35 billion from ZAR19.76 billion a year earlier, while net profit rose +23.0% to ZAR2.78 billion from ZAR2.26 billion. [Quick Link 1](#)


 Naspers Ltd's revenues increased +9.2% for the fiscal year ended March 2018 to \$6.66 billion from \$6.10 billion a year earlier, while net profit rose +385.5% to \$11.36 billion from \$2.34 billion. [Quick Link 2](#)


Consumer Staples:

 Want Want China Holdings's revenues increased +6.6% for the fiscal year ended March 2018 to RMB20.27 billion from RMB19.02 billion a year earlier, while net profit fell -6.6% to RMB3.11 billion from RMB3.33 billion. [Quick Link 3](#)


Financials:


 Canara Bank's revenues decreased -1.5% for the fiscal year ended March 2018 to INR481.95 billion from INR489.42 billion a year earlier, while net profit rose +276.3% to INR42.22 billion from INR11.22 billion. [Quick Link 4](#)

 Hong Leong Bank Bhd's revenues increased +2.6% for the quarter ended March 2018 to RMB1.58 billion from RMB1.54 billion a year earlier, while net profit rose +21.2% to RMB690.0 million from RMB569.5 million. [Quick Link 5](#)


 Hong Leong Financial Group Bhd's revenues increased +13.0% for the quarter ended March 2018 to MYR1.39 billion from MYR1.23 billion a year earlier, while net profit rose +20.0% to MYR502.6 million from MYR418.8 million. [Quick Link 6](#)

Health Care:


 Alkem Laboratories Ltd's revenues increased +9.4% for the fiscal year ended March 2018 to INR65.27 billion from INR59.65 billion a year earlier, while net profit fell -29.3% to INR6.31 billion from INR8.92 billion. [Quick Link 7](#)

 Life Healthcare Group Holdings Ltd's revenues increased +17.4% for the fiscal year ended March 2018 to ZAR11.32 billion from ZAR9.64 billion a year earlier, while net profit rose +439.6% to ZAR777.0 million from ZAR144.0 million. [Quick Link 8](#)


Industrials:

 BTS Group Holdings PCL's revenues increased +92.6% for the fiscal year ended March 2018 to THB16.99 billion from THB8.82 billion a year earlier, while net profit rose +113.8% to THB4.79 billion from THB2.24 billion. [Quick Link 9](#)

Information Technology:

 YY Incdr's revenues increased +43.2% for the quarter ended March 2018 to RMB3.25 billion from RMB2.27 billion a year earlier, while net income rose +79.3% to RMB968.91 billion from RMB540.29 billion. [Quick Link 10](#)

Utilities:

 Federal Hydrogenerating Co (Rushydro)'s revenues increased +0.9% for the quarter ended March 2018 to RUB99.70 billion from RUB98.78 billion a year earlier, while net profit rose +12.7% to RUB21.20 billion from RUB18.81 billion. [Quick Link 11](#)

China Gas Holdings Ltd's revenues increased +65.1% for the fiscal year ended March 2018 to HKD52.83 billion from HKD31.99 billion a year earlier, while net profit rose +47.0% to HKD6.10 billion from HKD4.15 billion. [Quick Link 12](#)

1. "Mr Price Group Ltd Reports Full Year 2018 Results" <http://www.mrpricegroup.com/getattachment/dafc66fe-5b8f-4e37-8473-121740ab4eb6/Mr-Price-Group-Limited-Results-for-the-Year-Ended.aspx> (Accessed June 26, 2018).
2. "Naspers Ltd Reports Full Year 2018 Results" <https://www.naspers.com/getattachment/a49c6fa9-0727-4201-9dc4-f2fe306ecc68/Naspers-FY18-Provisional-Report-FINAL.PDF.aspx?lang=en-US> (Accessed June 26, 2018).
3. "Want Want China Holdings Reports Full Year Results" <http://want-want.com/upload/Investor/20180622061500en82.pdf> (Accessed June 26, 2018).
4. "Canara Bank Reports Full Year Results" <https://canarabank.com/media/7351/consolidatedfinancialresults31032018.pdf> (Accessed June 26, 2018).
5. "Hong Leong Bank Bhd Reports Third Quarter Results" <https://bit.ly/2K7LKVK> (Accessed June 26, 2018).
6. "Hong Leong Financial Group Bhd Reports Third Quarter Results" <http://www.hlfg.com.my/data/bursa-announcements/300518-Announcement-3rd-Qtr-31032018.pdf> (Accessed June 26, 2018).
7. "Alkem Laboratories Ltd Announces Full Year 2018 Results" https://alkemlabs.com/admin/Photos/Press-Release/1524008757Q4FY18_Results.pdf (Accessed June 26, 2018).
8. "Life Healthcare Group Holdings Ltd Reports Full Year 2018 Results" <http://www.lifehealthcare-online.co.za/interim-results-2018/pdf/booklet-new.pdf> (Accessed June 26, 2018).
9. "BTS Group Holdings PCL Reports Full Year Results" <http://ir.listedcompany.com/tracker.pl?type=6&id=662498> (Accessed June 26, 2018).
10. "YY Reports First Quarter 2018 Unaudited Financial Results" <http://ir.yy.com/news-releases/news-release-details/yy-reports-first-quarter-2018-unaudited-financial-results> (Accessed June 26, 2018).
11. "Rushydro Reports First Quarter 2018 Results" http://www.eng.rushydro.ru/upload/iblock/8be/IFRS-RusHydro_1803_eng.pdf (Accessed June 26, 2018).
12. "China Gas Announces FY 2017/18 Annual Results" <http://www.chinagasholdings.com.hk/Private/NewsImgs/070568772d3ccc232ca4.pdf> (Accessed June 26, 2018).